

# Rosemount™ 648 Wireless Temperature Transmitter Configuration Data Sheet

**BOLD** = Required value  
\* = Default value

Select only one of the items provided  
 One or more of the listed items can be selected

Customer information	
Customer: _____	Contact name: _____
Phone no.: _____	Fax no./email: _____
P.O./reference no.: _____	P.O. line item: _____
Quote no.: _____	Model no.: _____
Customer sign-off: _____	

Tagging
Hardware tag: _____ (8 characters maximum)
Software tag: _____ (8 characters maximum)
Long software tag: _____ (32 characters maximum - WirelessHART® only)

Sensor configuration					
<b>Sensor tag</b>   _   _   _   _   _   _   _   _   _   (0-16777215) <sup>(1)</sup>					
<b>Sensor type</b> <input type="radio"/> Pt 100 ( $\alpha = 0.00385$ ) IEC* <input type="radio"/> Pt 200 ( $\alpha = 0.00385$ ) IEC <input type="radio"/> Pt 500 ( $\alpha = 0.00385$ ) IEC <input type="radio"/> Pt 1000 ( $\alpha = 0.00385$ ) IEC <input type="radio"/> Pt 100 ( $\alpha = 0.003916$ ) JIS <input type="radio"/> Pt 200 ( $\alpha = 0.003916$ ) JIS <input type="radio"/> Ni 120 Edison Curve No. 7 <input type="radio"/> Cu 10 Edison Copper Winding No. 15 <input type="radio"/> Pt 50 ( $\alpha = 0.00391$ ) GOST <input type="radio"/> Pt 100 ( $\alpha = 0.00391$ ) GOST <input type="radio"/> Cu 50 ( $\alpha = 0.00426$ ) GOST <input type="radio"/> Cu 50 ( $\alpha = 0.00428$ ) GOST <input type="radio"/> Cu 100 ( $\alpha = 0.00426$ ) GOST <input type="radio"/> Cu 100 ( $\alpha = 0.00428$ ) GOST			<input type="radio"/> Transmitter - Sensor Matching (C2 Option) <input type="radio"/> Type B NIST <input type="radio"/> Type E NIST <input type="radio"/> Type J NIST <input type="radio"/> Type K NIST <input type="radio"/> Type N NIST <input type="radio"/> Type R NIST <input type="radio"/> Type S NIST <input type="radio"/> Type T NIST <input type="radio"/> Type L DIN <input type="radio"/> Type U DIN <input type="radio"/> Type W5Re/W26Re ASTM <input type="radio"/> Type L GOST	<input type="radio"/> mV <input type="radio"/> ohm <input type="radio"/> Not used	<b>Measurement range</b> Upper range value (100%) _____ (100 °C*) Lower range value (0%) _____ (0 °C*)
			<b>Units</b> <input type="radio"/> °C* <input type="radio"/> °F <input type="radio"/> °R <input type="radio"/> K <input type="radio"/> Ohms <input type="radio"/> mV		
			<b>Number of leads</b> <input type="radio"/> 2-wire <input type="radio"/> 3-wire <input type="radio"/> 4-wire*		

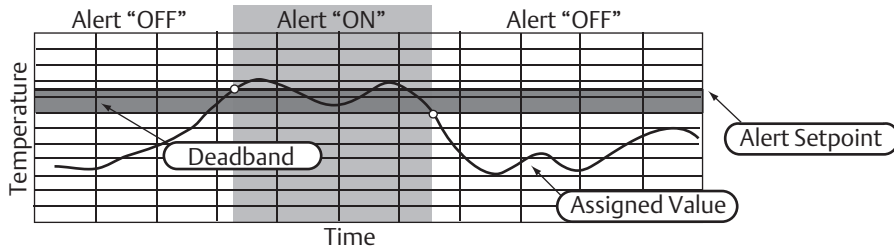
1. Default without sensor assembly is 0. Default with sensor assembly (XA) is sensor serial number.



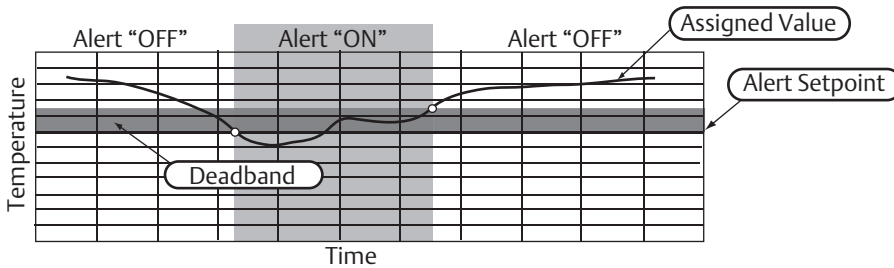


Alert configuration	
<b>HI-HI limit</b> Variable assigned: Primary Variable Alert direction: Rising Alert mode: <input type="radio"/> Enabled <input type="radio"/> Disabled Units: <input type="radio"/> °C <input type="radio"/> °F <input type="radio"/> °R <input type="radio"/> K <input type="radio"/> mV <input type="radio"/> Ω Alert setpoint: _____ Deadband: _____	<b>HI limit</b> Variable assigned: Primary Variable Alert direction: Rising Alert mode: <input type="radio"/> Enabled <input type="radio"/> Disabled Units: <input type="radio"/> °C <input type="radio"/> °F <input type="radio"/> °R <input type="radio"/> K <input type="radio"/> mV <input type="radio"/> Ω Alert setpoint: _____ Deadband: _____
<b>LO-LO limit</b> Variable assigned: Primary Variable Alert direction: Falling Alert mode: <input type="radio"/> Enabled <input type="radio"/> Disabled Units: <input type="radio"/> °C <input type="radio"/> °F <input type="radio"/> °R <input type="radio"/> K <input type="radio"/> mV <input type="radio"/> Ω Alert setpoint: _____ Deadband: _____	<b>LO limit</b> Variable assigned: Primary Variable Alert direction: Falling Alert mode: <input type="radio"/> Enabled <input type="radio"/> Disabled Units: <input type="radio"/> °C <input type="radio"/> °F <input type="radio"/> °R <input type="radio"/> K <input type="radio"/> mV <input type="radio"/> Ω Alert setpoint: _____ Deadband: _____

**Example 1: Rising alert**



**Example 2: Falling alert**



## Global Headquarters

### Emerson Automation Solutions

6021 Innovation Blvd.  
Shakopee, MN 55379, USA  
+1 800 999 9307 or +1 952 906 8888  
+1 952 949 7001  
RFQ.RMD-RCC@Emerson.com

## North America Regional Office

### Emerson Automation Solutions

8200 Market Blvd.  
Chanhassen, MN 55317, USA  
+1 800 999 9307 or +1 952 906 8888  
+1 952 949 7001  
RMT-NA.RCCRFQ@Emerson.com

## Latin America Regional Office

### Emerson Automation Solutions

1300 Concord Terrace, Suite 400  
Sunrise, FL 33323, USA  
+1 954 846 5030  
+1 954 846 5121  
RFQ.RMD-RCC@Emerson.com

## Europe Regional Office

### Emerson Automation Solutions Europe GmbH

Neuhofstrasse 19a P.O. Box 1046  
CH 6340 Baar  
Switzerland  
+41 (0) 41 768 6111  
+41 (0) 41 768 6300  
RFQ.RMD-RCC@Emerson.com

## Asia Pacific Regional Office


### Emerson Automation Solutions

1 Pandan Crescent  
Singapore 128461  
+65 6777 8211  
+65 6777 0947  
Enquiries@AP.Emerson.com

## Middle East and Africa Regional Office


### Emerson Automation Solutions

Emerson FZE P.O. Box 17033  
Jebel Ali Free Zone - South 2  
Dubai, United Arab Emirates  
+971 4 8118100  
+971 4 8865465  
RFQ.RMTMEA@Emerson.com

 [Linkedin.com/company/Emerson-Automation-Solutions](https://www.linkedin.com/company/Emerson-Automation-Solutions)

 [Twitter.com/Rosemount\\_News](https://twitter.com/Rosemount_News)

 [Facebook.com/Rosemount](https://www.facebook.com/Rosemount)

 [Youtube.com/user/RosemountMeasurement](https://www.youtube.com/user/RosemountMeasurement)

Emerson Terms and Conditions of Sale are available upon request.  
The Emerson logo is a trademark and service mark of Emerson Electric Co. Rosemount is a mark of one of the Emerson family of companies. All other marks are the property of their respective owners.  
© 2020 Emerson. All rights reserved.