

# Temperature measurement

## Thermometers and transmitters for the process industry



## Table of contents

|    |                                       |
|----|---------------------------------------|
| 4  | Overview of industries                |
| 4  | Oil & gas                             |
| 6  | Chemicals                             |
| 8  | Mining, minerals & metals             |
| 10 | Food & beverages                      |
| 12 | Life sciences                         |
| 14 | Water & wastewater                    |
| 16 | Power & energy                        |
| 18 | Product overview                      |
| 20 | Thermometer design                    |
| 20 | Basic design of modular thermometer   |
| 21 | Measurement inserts                   |
| 22 | Sensor technology                     |
| 24 | Thermowells                           |
| 26 | Process connections                   |
| 27 | Terminal heads                        |
| 28 | Transmitters                          |
| 32 | Compact thermometers                  |
| 34 | iTHERM TrustSens                      |
| 38 | iTHERM ModuLine                       |
| 38 | Modular industrial thermometers       |
| 40 | Selection guide                       |
| 42 | iTHERM ModuLine                       |
| 44 | Thermometers with barstock thermowell |
| 46 | Modular, hygienic thermometers        |
| 48 | Next Level Hygienic instruments       |
| 50 | High temperature thermometers         |
| 52 | Temperature Engineered Solutions      |
| 54 | Testcenter                            |
| 55 | Calibration and approvals             |
| 56 | Netilion                              |
| 58 | Tooling                               |

## Endress+Hauser – Your partner



Endress+Hauser is a global leader in measurement instrumentation, services and solutions for industrial process engineering

With dedicated sales centers and a strong network of partners, Endress+Hauser guarantees competent worldwide support. Our production centers in twelve countries meet your needs and requirements quickly and effectively. The Group is managed and coordinated by a holding company in Reinach, Switzerland. As a successful family-owned business, Endress+Hauser is set to remain independent and self-reliant.

Endress+Hauser provides sensors, instruments, systems and services for level, flow, pressure and temperature measurement as well as analytics and data acquisition. The company supports you with automation engineering, logistics and IT services and solutions. Our products set standards in quality and technology.

We work closely with the chemical, petrochemical, food and beverage, oil and gas, water and wastewater, power and energy, life science, mining, minerals and metals, renewable energy, pulp and paper and shipbuilding industries. Endress+Hauser helps customers to optimize their processes in terms of reliability, safety, economic efficiency and environmental impact.



To learn more about Endress+Hauser, visit:  
[www.endress.com](http://www.endress.com)



# Temperature measurement by Endress+Hauser – Because we understand

Its expansive, globally available portfolio of standard thermometers, temperature transmitters and engineered solutions makes Endress+Hauser one of the leading international complete providers of temperature measuring technology for process automation. The large vertical range of production and the high degree of in-house development, ranging from primary sensors and electronics to customized special solutions, make a crucial difference here. As a reliable and close partner for our customers, we utilize our wealth of product and solution expertise to develop innovative products that produce excellent customer benefits. These products include the world's first self-calibrating thermometer iTHERM TrustSens and unique inserts such as the iTHERM QuickSens and iTHERM StrongSens, excellent temperature transmitters like the iTEMP TMT162 - SIL2/3 and even multi-point solutions for 2D/3D measurements in digesters. As your expert partner in all issues related to temperature measuring technology, we make a crucial contribution to making your processes more reliable and efficient and increasing the quality of the end products.



Information on the ISO certification:  
[Cybersecurity certification for Endress+Hauser](#)



Competence center for temperature measurement, temperature engineered solutions and system products

Endress+Hauser Temperature+System Products is one of the leading producers of temperature measurement, temperature engineered solutions and system products worldwide.

The company employs more than 700 associates worldwide. 400 of which are working in our headquarters Nesselwang (Germany), where our products are developed and produced.

Associated Product Centers in Pessano (Italy), Greenwood (USA), Suzhou (China) and Aurangabad (India) guarantee customer proximity with products and services.





## Fuel for thought

We reduce complexities to help you perform, comply and thrive in the Oil & Gas sector

Maximizing plant availability, safety and the efficiency of operations are the key challenges for today's oil & gas industry. Complexity increases in the face of volatile market forces, strict international regulations and your ever-tightening resources. Close, accurate monitoring of key process parameters is critical. Our broad, reliable portfolio of instrumentation, deep industry experience, and our services and solutions make Endress+Hauser the ideal partner for optimal plant performance.

### ✓ Advantages at a glance

- Mitigating risks by using state of the art technology meeting highest demands with regard to Functional Safety (IEC 61508) and mechanical integrity (e.g. gastight feedthrough)
- Minimizing operational costs through efficient proof testing concepts, predictive maintenance and innovative data management
- Meeting internationally recognized standards and recommendations such as: API, OIML, ASME, NORSOK, NACE etc.
- Increasing plant availability with innovative technologies particularly designed for oil & gas industry applications



[Oil & Gas](#)



## Product highlights



### iTEMP TMT72, TMT82, TMT162; TMT142B

#### The right HART transmitter for every application

- SIL 2/3-certified in accordance with IEC 61508:2010
- HART 7 version for quick data exchange and with extended diagnostic functions
- Optionally available with integrated overvoltage protection to protect the electronic components in the transmitter
- As a head transmitter, top-hat rail device or in the field housing
- Fast and tool-free wiring using spring terminal technology



### TR66 / TC66

#### Resistance thermometers (RTD) or thermocouples for heavy-duty applications

- Barstock thermowell in line with the ASME standard for high process pressures, temperatures and flow velocities.
- Flexibility through optionally installed head transmitters with various communication types 4...20 mA, HART, PROFIBUS PA or FOUNDATION Fieldbus
- Special resistance thermometers (RTD) or thermocouples (TC) for various applications



### TT511 / TT151 thermowell

#### TT511 Drilled barstock thermowell with slip-on flange TT151 Drilled barstock thermowell for weld in, threaded or flanged process connection

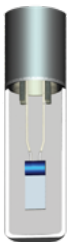
- Design specifically created for the oil and gas and petrochemical industries meets the highest requirements
- Flexible application options in conjunction with RTD or TC thermometers
- Reliable plant operation due to load capacity calculations for the thermowell in accordance with DIN 43772 or ASME PTC19.3 TW 2016



### T13 / T53

#### Resistance thermometers (RTD) or thermocouples for heavy-duty applications

- Barstock thermowell in line with the ASME standard for high process pressures, temperatures and flow velocities.
- Flexibility through optionally installed head transmitters with various communication types
- Approvals for potentially explosive atmospheres in accordance with CSA and FM
- Vibration resistance of the measuring element up to 60g (2,116 oz)



### iTHERM StrongSens

#### Highly vibration-resistant RTD insert

- Available in many RTD thermometers
- Vibration resistance of the measuring element up to 60g (2,116 oz)
- Also suitable for applications in hazardous areas



### iTHERM Moduline TM131

#### Thermometers with RTD or TC insert, can be configured for a variety of applications

- Suitable for the most stringent safety requirements due to second process barrier
- Head transmitter with various communication types
- Approvals for hazardous areas as per ATEX, IEC, NEPSI and CSA C/US
- Fast-response inserts, measuring element vibration-resistant up to 60g (2,116 oz)



### iTHERM MultiSens Flex TMS0x / iTHERM MultiSens Linear TMS1x

#### Linear and three-dimensional Multipoint RTD or TC thermometers

- Flexible design especially developed for the requirements of the oil & gas and petrochemical industries
- Monitoring of a large number of temperature measuring points
- Diagnostic chamber as secondary process barrier for improved process safety

#### Further customer-specific temperature engineered solutions

- Surface temperature measurement with SkinPoint thermometer
- High-precision multipoint thermometers for measuring the average and local temperature in silos and storage applications

## Competitive and safe

We help you boost your plant's safety and performance

Maximizing productivity and profitability whilst meeting toughening safety and sustainability standards is the greatest challenge facing the chemical industry today. Technological innovation brings opportunity, but reliability is vital. Plant modernization is expedient, yet project delivery complex. Our innovatory instrumentation with safety built-in, allied to expert safety and project consulting, enables Endress+Hauser to deliver solutions to safely and reliably attain peak plant performance.

### ✓ Advantages at a glance

- Meeting internationally recognized standards/recommendations: NAMUR, ASME, NACE, IEC 17025, MID, OIML
- Internationally accepted hazardous area approvals: ATEX, IECEx, FM/CSA, NEPSI, TIIS, INMETRO, KOSHA, EAC etc.)
- Use of state of the art technology – functional safety according to IEC 61508 (up to SIL 3)
- Uniform operating safety by design concepts for simple and safe operations
- Optimized material availability and minimized stocks through inventory management solutions



## Product highlights



### iTHERM ModuLine TM131

#### Thermometers with RTD or TC insert

- Flexible configuration for a variety of applications
- Fastest response times even with thermowell
- Suitable for the most stringent safety requirements due to second process barrier



### TH13 / TH14 / T14

#### Best-in-class temperature measuring technology in US design

- High flexibility through modular assembly
- Robust design for extremely harsh ambient conditions



### TR15 / TC15

#### Robust temperature measuring technology, ideal for steam or gas applications

- For high process pressures and temperatures in demanding applications
- Fast response times with reduced/tapered thermowell tip
- Head transmitter with simple communication type selection



### iTEMP TMT72, (TMT82, TMT162), TMT142B

#### The right HART transmitter for every application

- SIL 2/3-certified in accordance with IEC 61508:2010
- HART 7 version for quick data exchange and with extended diagnostic functions
- Optionally available with integrated overvoltage protection to protect the electronic components in the transmitter
- As a head transmitter, top-hat rail device or in the field housing
- Fast and tool-free wiring using spring terminal technology



### iTHERM MultiSens Slim TMS21

#### Minimally invasive, multipoint thermometer

- Adaptable customer-specific design (dimensions, material, linear or flexible)
- Monitoring of a large number of temperature measuring points
- Simple installation thanks to only one process connection



### Thermowells TT151, TT131

#### For heavy duty applications: TT151 drilled barstock thermowell

#### For medium duty applications: TT131 welded thermowell

- Weld-in, threads or flanges
- Flexible application options in conjunction with RTD or TC thermometers
- Reliable plant operation due to load capacity calculations for the thermowell in accordance with DIN 43772 or ASME PTC19.3 TW 2016
- Design option acc. NAMUR NE 170

## Temperature measurement for critical applications

The most important parameter for ensuring safe operation of a turbine is to measure the temperature of the superheated steam at its inlet. An incorrect signal, triggered by a faulty temperature sensor, and the safety PLC can cause the complete system to switch over to emergency mode. This causes the boiler and turbine to restart, which wastes time and money. The iTEMP TMT82 and iTEMP TMT162 temperature transmitters are certified by TÜV for SIL 2/3 applications in accordance with IEC 61508:2010 and can solve this problem.

To ensure maximum availability and reliability, the devices are equipped with two inputs for temperature sensors, enabling operation with redundant sensors. If one of the two temperature sensors returns a faulty signal, the system automatically switches to the backup sensor and a diagnostic message is sent via HART. This notifies the control room of the sensor failure. On the other hand, the 4...20 mA output continues to return a valid measured value, which ensures uninterrupted operation of the system.

# Extracting more from less


In a world of lower ore grades, skill gaps and excavation challenges we can help you hit your target

Never more so than today has the mining, minerals & metals industry had to manage such tension between soaring demand, increased scarcity, lower ore grades, fluctuating prices, and toughening safety and sustainability criteria. Combining our innovative product portfolio with our deep application and industry knowledge enables Endress+Hauser customers to optimize processes, boost productivity, and ensure safety and environmental compliance.

## ✓ Advantages at a glance

- Complete product basket for all applications, specifically in harsh environments
- Advanced diagnostic functionalities to make the process more safe and reliable
- Savings in raw material, water, energy and labor through accurate data of critical and quality relevant points in your process

 [Mining, Minerals & Metals](#)





## Product highlights



### TR15 / TC15

#### Robust temperature measuring technology

- For high process pressures and temperatures in demanding applications
- Fast response times with reduced/ tapered thermowell tip
- Head transmitter with simple communication type selection
- Suitable for use in hazardous areas



### TAF11 / TAF12S/D/T / TAF16

#### Modular high temperature thermometers

- Robust design due to multiple ceramic or metallic thermowells
- Selection of high-temperature thermocouples
- Selection of durable thermowell materials that offer greater resistance to wear and chemicals
- Flexible product selection thanks to modular design
- Replaceable spare parts optimize life cycle costs



### iTEMP TMT71/72

#### HART / 4...20mA temperature transmitter

- Maximum reliability, availability and accuracy
- Bluetooth® configuration
- Fast and tool-free wiring using spring terminal technology
- As a head transmitter, DIN rail device or in the field housing



### iTHERM Moduline TM131

#### Thermometers with RTD or TC insert

- Can be configured for a variety of applications
- Suitable for the most stringent safety requirements due to second process barrier
- Fastest response times even with thermowell
- Head transmitter with selection of communication types
- Suitable for use in hazardous areas

### Rotary kiln in the tile manufacturing

The clay manufacturing application in the rotary kiln for tile production requires a specially adapted TAF16. A thermowell made of a nickel/cobalt alloy, which features high wear and corrosion resistance at high temperatures, is used to protect the sensor. A wireless HART module ensures reliable signal transmission from the rotary kiln to the control room. Special reflective discs are installed between the process connection and terminal head to protect the electronics from overheating due to strong heat emission.

This allows the thermometer to be used optimally in various sections of the kiln, from the drying area at 300 °C (572 °F) to the combustion area with temperatures up to 1000 °C (1832 °F).

Your benefit: This method can be used to double the operating times of the sensors in this process.

- Easy data transfer using a wireless HART module SWA70
- Reduced heat emission using suitable reflective discs
- Suitable thermowell materials for high resistance to abrasion and corrosion



## Trust in quality

We help you to improve quality while reducing operational costs

Constant demand for consistency in product quality and taste makes Food & Beverage a demanding industry. Complexity increases as ever more stringent hygiene regulations for food safety add cost pressures. Endress+Hauser's industry leading portfolio of reliable instrumentation, expert global consulting and accredited calibration services all combine to enable greater plant availability, resource conservation and high repeatability in processing with traceable compliance.

### Advantages at a glance

- The world's first self-calibrating thermometer reduces process risks and costs
- Other modular, accurate, safe and reliable hygienic thermometers which enable quick and easy recalibration thanks to iTHERM QuickNeck technology
- Best-in-class hygienic design
- Innovative thermowells with optimum hygienic properties

 [Food & Beverage](#)



## Product highlights



### iTHERM TM411 / TM412

#### Forward-looking, hygienic thermometer with modular design

- Maximum possible variability for any demands
- Groundbreaking technologies for extremely easy handling, maximum process reliability and efficiency



### iTHERM TM401 / TM402

#### Hygienic, modular thermometer - Basic technology

- Developed specifically for use in hygienic and aseptic applications
- Best cost-performance ratio and fast delivery time



### iTHERM CompactLine TM311 / TMR35

#### Hygienic compact thermometer

- Compact, fast and precise
- Ideal for short immersion depths when installing in areas with small nominal pipe diameters



### iTHERM TrustSens TM371 / TM372

#### World's first self-calibrating thermometer

- Minimizes risks and costs
- 100% compliance and audit-proof documentation
- No undetected failures



### iTHERM QuickSens

#### Shortest response times worldwide:

- Fast, high-precision measurements
- Minimization of the needed immersion length
- Use of thermowells without affecting the measuring performance



### iTEMP TMT31

#### HART / 4...20 mA temperature head transmitters

- Best cost-performance ratio
- High accuracy
- Bluetooth® configuration

## Heating processes

A frequently used heating process for preserving milk is called (flash) pasteurization (high-temperature short-time HTST processing).

Heating is used to neutralize any dangerous microorganisms that may be in raw milk. As a result, this is one of the most critical processes in terms of food safety.

Exact compliance with temperature specifications is mandatory in guaranteeing the effectiveness of this process. Excessive temperatures should be avoided due to their effects on taste and energy consumption. However, specialists must also ensure that the temperature in the holder tube never drops below the specified minimum temperature.

The iTHERM TM41x thermometer series is the best choice for this critical application. The iTHERM QuickSens measurement inserts offer fast response times even in combination with thermowells. Together with the high-precision iTEMP transmitters, accurate and long-term stable measurement is guaranteed.





## The pulse of life sciences

Trust a reliable partner who helps you achieve operational excellence

Today's thriving biopharmaceutical industry demands high productivity and efficiency balanced with meticulous alignment to GMP standards. From our innovatory ASME-BPE compliant product portfolio enabling standardized production automation, reliable monitoring and predictive maintenance, to our expert consulting in process scale-up and operations optimization, Endress+Hauser offers the full solution. We speed time to market, sustain operational excellence, enhance productivity, and reduce risk.

### Advantages at a glance

- The world's first self-calibrating thermometer reduces process risks and costs
- Other modular, accurate, safe and reliable hygienic thermometers which enable quick and easy recalibration thanks to iTHERM QuickNeck technology
- Best-in-class hygienic design
- Innovative thermowells with optimum hygienic properties

 [Life Sciences](#)



## Product highlights



### iTHERM TM411 / TM412

#### Forward-looking, hygienic thermometer with modular design

- Maximum possible variability for any demands
- Groundbreaking technologies for extremely easy handling, maximum process reliability and efficiency



### iTHERM TM401 / TM402

#### Hygienic, modular thermometer - Basic technology

- Developed specifically for use in hygienic and aseptic applications
- Best cost-performance ratio and fast delivery time



### iTHERM CompactLine TM311 / TMR35

#### Hygienic compact thermometer

- Compact, fast and precise
- Ideal for short immersion depths when installing in areas with small nominal pipe diameters



### iTHERM TrustSens TM371 / TM372

#### World's first self-calibrating thermometer

- Minimizes risks and costs
- 100% compliance and audit-proof documentation
- No undetected deviations



### iTEMP TMT82

#### HART 7 temperature transmitter

- Maximum reliability and availability
- Maximum accuracy due to sensor-transmitter matching
- 2 sensor inputs



### iTHERM TT4xx

#### Innovative thermowell design for hygienic applications

- High-precision measurement thanks to optimized design
- Increased process safety and reliability due to assembly without welding seams and without dead spaces
- Numerous different pipe sizes available as standard

#### iTHERM QuickSens measuring insert

In the pharmaceutical industry, some of the plants are used for very small nominal pipe diameters. This makes the temperature measurement special challenges. Otherwise usual, hygienic process adaptations are only possible from a certain minimum nominal diameter can be used. Endress+Hauser therefore offers welding solutions as T- or elbow pieces with integrated protection tube for hygienic integration of temperature measuring points in small pipelines.

Due to these small nominal widths, the sensor technology needs to cover special requirements. The position of the actual sensor element 10 to 15 mm (0.39 to 0.59 inch) for standard measuring inserts behind the top. A considerable measuring error occurs for very small immersion lengths, as the sensor here is based on the height of the pipe wall instead of in the middle of the pipe. Endress+Hauser has developed a special solution to this problem - the iTHERM QuickSens measuring insert. It is a special sensor design, in which the primary sensor is directly soldered on the measuring insert tip. This enables up to 7-fold shorter immersion lengths and the world's shortest response times.

With the iTHERM TM411 thermometer, Endress+Hauser offers the following benefits an innovative cutting-edge technology. This guarantees users the highest possible accuracy, process control and safety as well as quality without compromise.



# Water is our life

Increase your efficiency and ensure compliance with an experienced and trusted partner

Today more than ever the water & wastewater industry must balance the opposing pressures of improving water safety and shrinking budgets. Whether treating for consumption or discharge, process complexity is rising. Endress+Hauser combines a wide portfolio of smart measuring instruments with industry-experienced consulting and expert services to flexibly and efficiently ensure water safety with verifiable regulatory compliance.



## Advantages at a glance

- Cost-effective product and service portfolio for any applications, e.g. for drinking water, wastewater and sewage, desalination
- Meeting internationally recognized standards/ recommendations for drinking water applications
- Highest efficiency by easy commissioning, operation and maintenance of instruments



[Water & Wastewater](#)



## Product highlights



### iTHERM ModuLine: TM101, TM111, TM121, TM131

#### Assorted thermometers with RTD or TC insert

Flexible configuration for a variety of different applications ranging from straightforward monitoring tasks to complex, safety-related measuring points



### iTHERM CompactLine TM311 / TMR31

#### Compact thermometer for industrial processes

- Compact, fast and precise
- Best cost-performance ratio and fast delivery time



### TST434

#### Modular thermometer for inside/outside temperature measurement

- Robust terminal heads in accordance with DIN EN 50446 or stable plastic housings
- Easy and fast wall mounting
- Reliable temperature measurement with long-term stability



### iTEMP TMT71

#### 4...20 mA temperature head transmitters

- Best cost-performance ratio
- High accuracy
- Bluetooth® configuration



### TH13

#### Best-in-class temperature measuring technology in US design

- High flexibility through modular assembly
- Robust design for extremely harsh ambient conditions



### iTEMP TMT72

#### HART / 4...20 mA temperature head transmitters

- Best cost-performance ratio
- High accuracy
- Bluetooth® configuration
- HART 7 version for quick data exchange and with extended diagnostic functions

### Operate your digester safely and reliably

Reduce operating costs and optimize the energy balance. In sewage management, a strong trend toward sludge treatment can be seen worldwide. This can primarily be ascribed to more stringent local requirements, which prohibit introducing sewage sludge into the environment (bodies of water, fields). As a result, sewage sludge has become a considerable cost factor for plant operators. In these scenarios, sludge decomposition can provide a cost advantage because it can be used to reduce the amount of sludge by around 50% and is also a valuable energy source for biogas.

### Anaerobic bacteria require stable process conditions

The bacteria has to be protected from critical process conditions while processes take place in the digester. It is crucial to maintain a constant temperature. Endress+Hauser provides a reliable, robust thermometer for precisely this purpose – the Omnigrad M TM121. A thermowell with a reduced/tapered tip guarantees fast, immediate responses to changes in temperature. An optional head transmitter with all common communication protocols increases measuring accuracy and reliability compared to directly wired sensors.



# Power up your plant

Power plants play a vital role, we help maximize uptime while delivering safety and productivity

Today's Power & Energy industry must strike a complex balance: meeting spiraling demand for affordable and reliable energy while increasing cleaner and renewable sources in the energy mix. As cost and regulatory pressures grow, modernization is essential for efficient, safe resource use. As renewables advance, so does the need for energy storage. With best-fit instrumentation, deep power application expertise, services and solutions, Endress+Hauser brings efficient, reliable productivity.

## ✓ Advantages at a glance

- Functional safety: IEC 61508 SIL 2/3 certified
- Intelligent instruments with continuous self-monitoring
- Minimized downtime and highest safety through modern instrumentation

 [Power & Energy](#)





## Product highlights



### HART TMT72, (TMT82, TMT162); TMT142B

#### The right HART transmitter for every application

- SIL 2/3-certified in accordance with IEC 61508:2010
- HART 7 version for quick data exchange and with extended diagnostic functions
- Optionally available with integrated overvoltage protection to protect the electronic components in the transmitter
- As a head transmitter, top-hat rail device or in the field housing
- Fast and tool-free wiring using spring terminal technology

### TR15 / TC15



#### Robust temperature measuring technology, ideal for steam or gas applications

- For high process pressures and temperatures in demanding applications
- Fast response times with reduced/ tapered thermowell tip
- Flexibility through optionally installed head transmitters with various communication types

### iTHERM ModuLine TM111, TM131

#### Assorted thermometers with RTD or TC insert

- Flexible configuration for a variety of different applications ranging from straightforward monitoring tasks to complex, safety-related measuring points
- Fastest response times even with thermowell



### iTHERM StrongSens

#### Highly vibration-resistant RTD insert

- Available in many RTD thermometers
- Vibration resistance of the measuring element >60g (2,116 oz)
- Also suitable applications in hazardous areas

### TST310 / TSC310

#### Cable thermometer for direct installation

- Robust design, flexible configuration
- RTD or TC elements
- Mineral-insulated stainless steel or nickel-based sheathed cable
- Also suitable applications in hazardous areas



### Thermowells TT151, TT131

#### For heavy duty applications: TT151 drilled barstock thermowell

#### For medium duty applications: TT131 welded thermowell

- Weld-in, threads or flanges
- Flexible application options in conjunction with RTD or TC thermometers
- Reliable plant operation due to load capacity calculations for the thermowell in accordance with DIN 43772 or ASME PTC19.3 TW 2016



### TAF11 / TAF12S/D/T / TAF16

#### Modular high-temperature thermometer

- Robust design due to multiple ceramic thermowells or metallic thermowells
- Selection of high-temperature thermocouples
- Selection of durable thermowell materials







### Temperature measurement on the feed water pump

At temperatures of approximately 170 °C (338 °F) and a pressure of approximately 220 bar (3190.9 PSI), the temperature measurement on the feed water pump is not a particularly demanding measurement. However, the temperature sensor is subjected to strong vibrations and often has a short operating life as a result. Using a thermometer with a barstock thermowell in conjunction with a vibration-resistant iTHERM StrongSens insert leads to a durable solution. The sensor's fast response time and the excellent long-term stability contribute to reliable process control and short downtimes.








# Thermometer product overview

Endress+Hauser offers a complete assortment of compact thermometers, modular thermometers, thermowells, measurement inserts and accessories for all types of process industries.

| Product group         | Cable sensor  | Compact thermometer   | iTHERM ModuLine  | Modular, heavy duty, with barstock thermowell   |
|-----------------------|---|---|--|---|
| Design                |  |  |    |    |
| Description           | Cable sensor  | Thermometer with integrated electronics   | Modular thermometers for a wide range of industrial applications   | Modular thermometer with barstock thermowell for high process pressures and high flow velocities                                    |
| Application/sector    | Universal   | Universal, food & pharmaceutical  | Universal, chemicals, energy, oil & gas  | Universal, oil & gas, chemicals   |
| Approval/certificates | ATEX Ex i, ATEX Ex nA, IECEx Ga Ex ia, NEPSI Ex ia, UK CA Ex ia, UK CA Ex nA      | EHEDG, 3-A, FDA, ASME BPE   | ATEX: Ex nA, Ex tb, Ex ia, Ex d<br>IECEX: Ex tb, Ex d, Ex ia<br>NEPSI: Ex ia, Ex tb, Ex nA, Ex d<br>EAC: Ex ia, Ex d<br>CSA C/US: IS, XP, DIP, GP<br>UK CA: Ex ia, Ex nA, Ex d<br>INMETRO: Ex ia, Ex d | ATEX: Ex nA, Ex ia, Ex d<br>IECEX: Ex td, Ex d, Ex ia<br>NEPSI: Ex ia, Ex nA, Ex d<br>EAC: Ex ia, Ex d<br>UK CA: Ex ia, Ex nA, Ex d |
| Measuring ranges      | RTD: -50 to +400 °C (-58 to +752 °F)<br>TC: -40 to +1100 °C (-40 to +2012 °F)     | RTD: -50 to +200 °C (-58 to +392 °F)  | RTD: -200 to +600 °C (-328 to +1112 °F)<br>TC: -40 to +1100 °C (-40 to +2012 °F)   | RTD: -200 to +600 °C (-328 to +1112 °F)<br>TC: -40 to +1100 °C (-40 to +2012 °F)  |
| Process connection    | For insertion, compression fittings, thread                                       | Hygienic process connections and weld-in connections                              | For insertion, compression fittings, thread, flanges, weld-in connections  | Thread, flanges, weld-in connections  |



| Modular, hygienic  | High temperature  | Temperature engineered solutions  |
|--|---|---|
|    |            |   |
| <p>Modular thermometers with hygienic process connections</p>  | <p>High temperature thermometers with metallic/ceramic thermowell and thermocouples</p>     | <p>Multipoint thermometers, application-specific solutions</p>  |
| <p>Food &amp; pharmaceuticals</p>  | <p>Energy, primaries industry, metal processing, flue gas</p>                               | <p>Oil &amp; gas, chemicals</p>   |
| <p>ATEX: Ex nA, Ex tb, Ex ia<br/>                     IECEx: Ex tb, Ex ia<br/>                     NEPSI: Ex ia, Ex nA<br/>                     CSA C/US: NI, GP, IS<br/>                     FM: NI, IS<br/>                     EHEDG, 3-A, FDA, ASME BPE<br/>                     JPN Ex ia</p> | <p>-</p>  | <p>PED, CRN;<br/>                     ATEX IECEx;<br/>                     FM/CSA: XP</p>   |
| <p>RTD:<br/>                     -200 to +600 °C<br/>                     (-328 to +1112 °F)</p>   | <p>TC:<br/>                     0 to +1800 °C<br/>                     (32 to +3272 °F)</p> | <p>RTD:<br/>                     -200 to +600 °C (-328 to +1112 °F)<br/>                     TC:<br/>                     -200 to +1700 °C (-328 to +3092 °F)</p>       |
| <p>Practically all common hygienic process connections and weld-in connections</p>   | <p>Flanges, gas-tight threaded couplings</p>  | <p>Customer-specific solutions</p>  |



# Basic design of modular thermometer

The mechanical construction of a thermometer used in process plants is the same for resistance thermometers and thermocouples and consists of the following components:

- Measurement insert with ceramic terminal block or head transmitter
- Thermowell
- Process connection
- Neck/lagging
- Terminal head with cable glands

## DIN-STYLE



The **terminal head** is fitted to the thermowell or the neck of the thermometer.

### Benefits:

- Protection and installation for terminal block or transmitter
- Cable entry and wiring
- Display (as option)

## US-STYLE



The **neck** or **lagging** is the connection between terminal head and process connection/thermowell.

### Benefits:

- Protection of the head transmitter from overheating
- Guarantees access to the terminal head in the case of pipe insulation

The **process connection** is the connection between the process and the thermometer.

### Normally used are:

- Threads
- Flanges
- Weld-in connections
- Compression fittings

The **thermowell** is the process wetted component of the thermometer.

### Benefits:

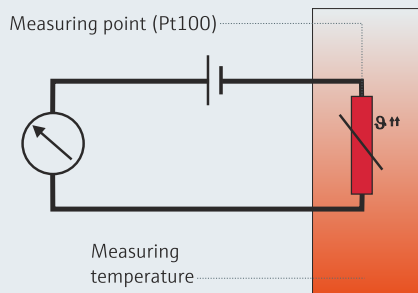
- Increases the life cycle of the measurement insert through protection against process influence.
- Possible measurement insert exchange under process conditions.
- Mechanical stability against pressure and flow



# Measurement inserts

Basics and measurement principles – In electrical, contact thermometers two measurement principles have asserted themselves as a standard.

## RTD - Resistance sensors



In RTD-Sensors the electrical resistance changes with a change in temperature. They are suitable for the measurement of temperatures between  $-200\text{ }^{\circ}\text{C}$  ( $-328\text{ }^{\circ}\text{F}$ ) and approx.  $600\text{ }^{\circ}\text{C}$  ( $1112\text{ }^{\circ}\text{F}$ ) and stand out due to high measurement accuracy and longterm stability. The resistance sensor element most frequently used is a Pt100. It is about a temperature-sensitive measuring resistance made of platinum with a resistance value of  $100\ \Omega$  at  $0\text{ }^{\circ}\text{C}$  ( $32\text{ }^{\circ}\text{F}$ ). The temperature coefficient is fixed with  $\alpha = 0.003851\text{ }^{\circ}\text{C}^{-1}$ .

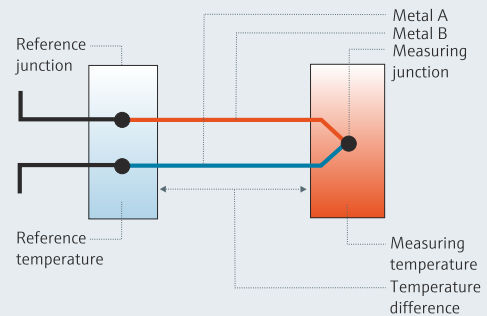
Pt100 sensors are manufactured in different formats:

**Wire wound ceramic sensors** (ensure good long term stability of their resistance/temperature characteristic in the temperature range of up to  $600\text{ }^{\circ}\text{C}$  ( $1112\text{ }^{\circ}\text{F}$ )) and

**Thin-layer sensors** (smaller dimensions and the better vibration resistance; are used for temperature measurements in temperature ranges of up to  $500\text{ }^{\circ}\text{C}$  ( $932\text{ }^{\circ}\text{F}$ )).

As a standard, Endress+Hauser RTD sensors fulfill the IEC 60751 accuracy class A.

## TC - Thermocouples



A thermocouple is a component made of two different metals connected with each other at one end. An electrical potential (thermoelectric force) is caused due to the Seebeck effect at the open end if the connection and the free ends are exposed to different temperatures. With the help of the so-called thermocouples reference tables (see IEC 60584) the temperature at the connection (measuring junction) can be concluded.

Thermocouples are suitable for temperature measurement in the range of  $0\text{ }^{\circ}\text{C}$  ( $32\text{ }^{\circ}\text{F}$ ) to  $+1800\text{ }^{\circ}\text{C}$  ( $3272\text{ }^{\circ}\text{F}$ ). They stand out due to the fast response time and high vibration resistance.

## ! Design

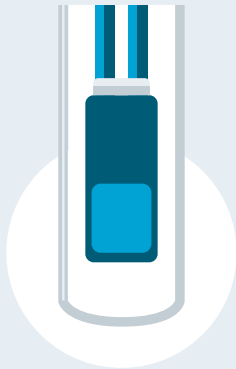
Measurement inserts consist of a SS316L stainless steel, Alloy 600 or Pyrosil tube inside. The internal leads (RTD) or thermal leads (TC) are placed and insulated from each other by magnesium oxide (MgO) powder.

The sensor is located at the tip of the measurement insert. The electrical contact at the top end of the measurement insert is made, in the simplest case, by the use of flying leads, a terminal block or a head transmitter. Measurement inserts are available with a single sensor or, for redundant measurement, with two sensors.



# Sensor technology for thermometers

Innovative sensors for every measurement application




**Basic thinfilm  
Pt100 (RTD)**

- Thinfilm sensor consisting of ceramic substrate with vapor-deposited platinum
- Sensing element and wiring in stainless steel sheath



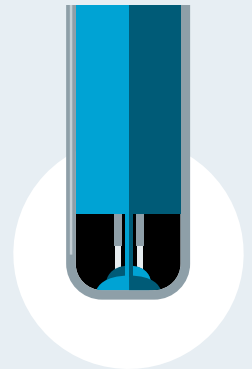
**Standard thinfilm  
Pt100 (RTD)**

- Small sensor consisting of ceramic substrate with vapor-deposited platinum
- Embedded in mineral isolated stainless steel sheath



**Wirewound  
Pt100 (RTD)**

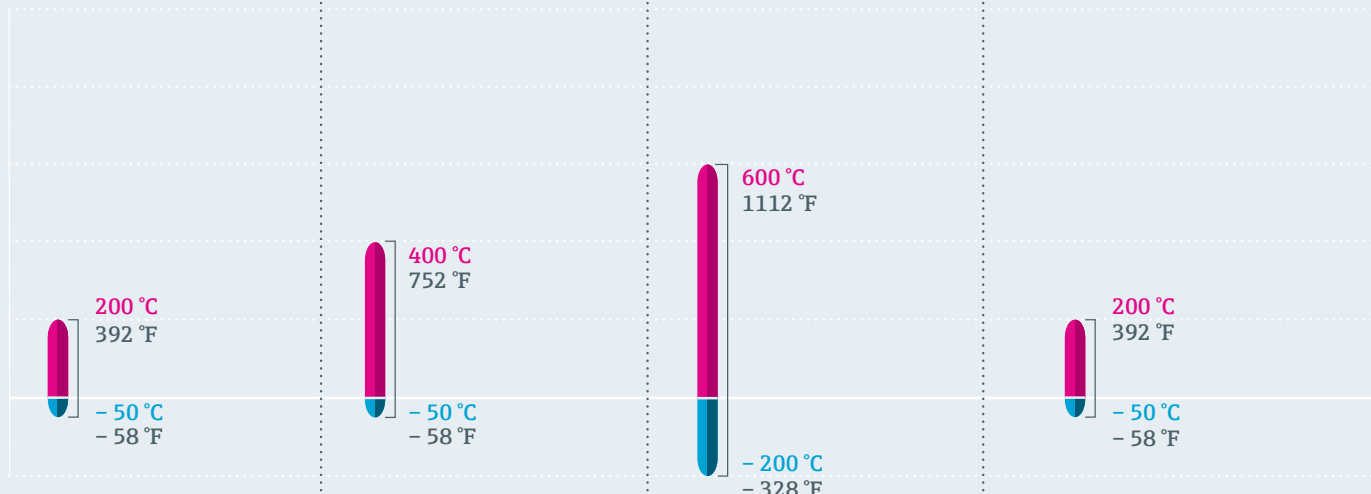
- Ultrapure platinum wire wound around a ceramic core
- Embedded in mineral isolated stainless steel sheath



**iTHERM QuickSens  
Pt100 (RTD)**

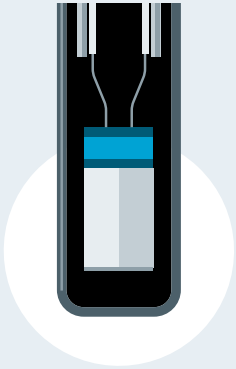
- Pt100 thinfilm sensor with the world's fastest response time
- Sensor-on-tip technology for short immersion length
- Better process control and product quality, optimized efficiency
- Highest accuracy

## Measurement range




## Properties

- |   |  |  |  |
|---|--|--|--|
| <ul style="list-style-type: none"> <li>+ Measurement performance sufficient for most support processes</li> <li>+ Excellent price/performance ratio</li> <li>- Limited measurement range</li> </ul> | <ul style="list-style-type: none"> <li>+ Long-term stability</li> <li>+ Vibration resistance</li> <li>- Limited measurement range</li> </ul> | <ul style="list-style-type: none"> <li>+ Long-term stability</li> <li>+ High measurement repeatability</li> <li>- Relative cost</li> <li>- Susceptible to mechanical stress</li> </ul> | <ul style="list-style-type: none"> <li>+ World's fastest response time</li> <li>+ Maximum process safety</li> <li>- Limited measurement range</li> </ul> |
|---|--|--|--|




**iTHERM StrongSens Pt100 (RTD)**

- Ceramic-encapsulated Pt100 thinfilm RTD with unmatched robustness
- Vibration resistance up to 60g (2,116 oz) for lower life cycle cost
- High long-term stability, high plant availability



- + World's highest vibration resistance
- + Robust
- + Long lifetime and plant availability
- Limited measurement range




**iTHERM TrustSens Pt100 (RTD)**

- Self-calibrating sensor unit
- Pt100 sensor and integrated fixed point reference
- Higher product quality and safety
- Lower risk, cost and effort



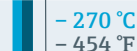
- + Self-calibrating
- + High accuracy
- + Reliability
- + High degree of automation
- + Risk reduction
- Limited measurement range




**Thermocouple (TC)**

- Two dissimilar metals spot welded (hot junction)
- Ideal for high temperatures

up to 1800 °C  
3272 °F



- + Measurement range
- + Ideal for high temperatures
- Long-term stability
- Limited accuracy



**iTHERM ProfileSens Thermocouple (TC)**

- Minimally invasive multipoint cable sensor profiling system
- Up to six individual thermocouple sensors per probe
- MI cable mineral insulated (MgO powder)
- Robust design with double metal sheathing technology

1100 °C  
2012 °F






- + Robust and reliable
- + For high temperatures, pressure, aggressive media
- + Increased plant safety
- Limited accuracy (compared to RTD)

# Thermowells






Interested? Have a look:  
[www.endress.com/applicator](http://www.endress.com/applicator)

## Fabricated thermowells

| Model                  | TA414   | TW251  | TT131  |
|------------------------|---|--|--|
| Design                 |  |               |   |
| Thermometer connection | Adapter for TST414  | Compression fitting<br>ø9 mm (0.35 inch) M24 x 1.5, ½" NPT                                     | Male thread: M24x1.5, NPT ½", G ½"<br>female thread: M20x1.5, ½" NPT, G ½"<br>QuickNeck  |
| Process connection     | G ½"  | G ½", G ¾", ½",<br>weld-in adapter, 25 x 30 mm (0.98 x<br>1.18 inch), cylindrical or spherical | male threads: metrical, NPT, G, R;<br>flanges as per EN and ANSI standard;<br>compression fittings, weld-in adapter                    |
| Neck/extension         | without   | without  | available  |
| Material               | 1.4571  | 1.4435   | Stainless steel: 316, 316L, 316Ti, 321,<br>Alloy446<br>nickel-based materials: AlloyC276,<br>Alloy600,<br>jackets in Tantalum and PTFE |
| Suitable for           | TST414 only   | Thermowell for TST410, TEC410,<br>TST310 or TSC310   | TM131, TR10, TR11, TR12, TR13,<br>TR88, TC10, TC11, TC12, TC13, TC88,<br>TST310, TSC310  |

## Thermowells for hygienic applications




| Model                  | TT411  | TT412   | TT411/412   |
|------------------------|--|---|---|
| Design                 |   |  |  |
| Thermometer connection | M24x1.5, G3/8", iTHERM<br>QuickNeck  | ½" NPT, iTHERM QuickNeck  | G3/8", ½" NPT   |
| Process connection     | Clamp as per ISO 2852, DIN 11851,<br>Varivent, weld-in adapter, thread, Ingold,<br>SMS 1147, APV inline, DIN11864,<br>metallic sealing system,<br>Neumo-Biocontrol | Clamp as per ASME BPE or ISO 2852,<br>Varivent, weld-in<br>adapter, thread          | DIN 11865 series A, B, C  |
| Neck/extension         | As per DIN 43772, 65 mm (2,56<br>inch)   | Variable or predefined  | Predefined  |
| Material               | 316L<br>1.4435+316L, Delta-Ferrit <1%<br>1.4435+316L, Delta-Ferrit <0.5%   | 316L  | 1.4404, 1.4435, 1.4435+316L,<br>delta-ferrite < 0,5%                                  |
| Suitable for           | TM411, TM371, TM311  | TM412, TM372, TM311   | TM411, TM412, TM371, TM372, TMR311  |








**Thermowell calculation tool**

The Endress+Hauser website contains the „Sizing Thermowell Tool“ according to DIN 43772 and ASME PTC19.5 for online calculation and dimensioning of all Endress+Hauser thermowells.

**Barstock thermowells**

| Model                  | TW15   | TT151   | TT511   |
|------------------------|--|---|---|
| Design                 |   |    |  |
| Thermometer connection | Male Thread: M24 x 1.5 (Neck)<br>Female Thread: M14, M18, 1/2" G, 1/2" NPT         | M14, M18, M20, M27, 1/2" NPT, 1/2" G, 3/4" G, 1/2" NPSC, 1/2" NPSM  |   |
| Process connection     | Flange according to EN 1092/ANSI, or weld-in                                       | Variety of threads<br>Variety of flanges according to EN 1092, ANSI, JIS or ISO7005-1 standard                              | Collar flange according to EN 1092 or ANSI  |
| Neck/extension         | 40 to 400 mm (1.57 to 15.75 inch)  | Lagging: according to customer needs  | 25 mm (0.89 inch) (type 1)  |
| Material               | 10 CrMo9-10 / 316Ti / 13CrMo4-5<br>C22.8, S32205, Titan Gr.2<br>16Mo3 / Alloy C276 | 316, 316L, 316Ti, 347, 310<br>Alloys 600, C276, 10CrMo9-10,<br>13CrMo4-5, 16Mo3<br>A105, C22.8<br>Duplex S32205, Titan Gr.2 | 1.4401, 1.4571  |
| Suitable for           | TR15 / TC15  | TM131, TR88/TC88, TR15/TC15   | TM131   |

**US Barstock thermowells**








| Model                   | TU51  | TU52  | TU53  | TU54  |
|-------------------------|---|---|---|---|
| Design                  |  |  |  |  |
| Thermometer connections | 1/2" NPT  | 1/2" NPT  | 1/2" NPT  | 1/2" NPT  |
| Process connection      | Weld-in<br>Ø 3/4", Ø1"  | Socket weld process connections   | Thread 1/2" NPT, 3/4" NPT, 1" NPT   | Flange according to ASME  |
| Neck/ extension         | 1"-6" cylindrical   | 1"-6" cylindrical   | 1"-6" hexagonal   | 1"-6" cylindrical   |
| Material                | SS316   | SS316   | SS316   | SS316   |
| Suitable for            | T15, T55  | T15, T55  | T15, T55  | T15, T55  |

# Process connections

The process connection is the connection between the process and the thermometer.










The following process connections are those most commonly used in the process industries:

## Process connections for industry application

| Connection    | Parallel threads  | Tapered threads   | Flanges   | Weld-in   | Socket weld  | Compression fitting, threaded   | Compression fitting, weld-in  |
|---------------|---|---|---|---|--|---|---|
| Design        |  |  |  |  |  |  |  |
| Size          | M18x1.5<br>M20x1.5<br>M27x2<br>M33x2<br>G3/8"<br>G1/2"<br>G3/4"<br>G1"            | NPT1/2"<br>NPT3/4"<br>NPT1"<br>R1/2"<br>R3/4"                                     | 1"<br>1-1/2"<br>2"<br>DN15<br>DN25<br>DN40<br>DN50                                | 3/4"....1-1/2"<br>18...50mm   | 3/4"....1-1/2"<br>18...50mm  | NPT1/2"<br>G1/2"<br>G1"   | D=30 cylindrical  |
| Available for | TM101,<br>TM111,<br>TM121,<br>TM131, TT151  | TM101, TM111,<br>TM121, TM131,<br>TT151   | TM101, TM111,<br>TM121, TM131,<br>TT151   | TT151   | TT151  | TM101, TM111,<br>TM121, TM131   | TM101,<br>TM111,<br>TM121, TM131  |

## Process connections for hygienic and aseptic application

Seals in hygienic process connections must be replaced at fixed intervals. Fast and simple exchange of the complete thermometer as well as simple cleaning in the process have led to special hygienic process connections for the Food & Life Sciences industry.

| Connection    | Clamp according to ISO 2852   | DIN 11851   | DIN 11864   | SMS   | Weld-in adapter   | Screw-in adapter   | Varivent   | Ingold  | Metallic sealing connection   |
|---------------|---|---|---|---|---|--|--|---|---|
| Design        |  |  |  |  |  |  |                               |  |  |
| Size          | DN8/18<br>DN12/21.3<br>DN25/38<br>DN40/51<br>Tri-Clamp<br>1/2", 3/4", 1 1/2",<br>2" | DN 25<br>DN 32<br>DN 40<br>DN 50  | DN 25<br>DN 40  | DN 25   | Cylindrical<br>or spheric<br>cylinder<br>30 x 40 mm                                 | G 1", as for<br>Liquiphant M   | DN32/125,<br>D = 68 mm<br>(2.68 inch)<br>DN25,<br>D = 50 mm<br>(1.97 inch)<br>DN10/15,<br>D = 31 mm<br>(1.22 inch) | 25 x<br>30 mm<br>(1.18<br>inch),<br>25 x<br>50 mm<br>(1.97<br>inch)                   | M12x1.5,<br>G 1/2"  |
| Available for | Metrical design: TM401, TM411, TM311, TMR35, TTR35<br>Imperial design: TM402, TM412 |   |   |   |   |  |  |   |   |

# Terminal heads

The terminal heads, in which the terminal block or transmitter is installed, differ in shape and material depending on the application. Materials used are: Plastic, varnished aluminum or stainless steel. All terminal heads have an internal form according to DIN 43729 (form B). Various threads for thermometer connection (M24, NPT $\frac{1}{2}$ " ) or cable connection (M20, NPT $\frac{1}{2}$ " , NPT $\frac{3}{4}$ " , G $\frac{1}{2}$ " ) are available. Moreover, a large selection of cable glands and connectors is available.

|   |           |   |           |  |           |   |                      |
|---|-----------|---|-----------|--|-----------|---|----------------------|
| TA30A   | IP        | TA30A double cable entry  | IP        | TA30H  | IP        | TA20B   | IP                   |
|    | 66/<br>67 |    | 66/<br>67 |    | 66/<br>67 |    | 65                   |
| Form B standard (optional with display)   |           | (optional with display)   |           |  |           |   |                      |
| TA30D   | IP        | TA30EB  | IP        | TA30H double cable entry   | IP        | TA30R   | IP                   |
|    | 66        |    | 66/<br>67 |    | 66/<br>67 |    | 69K<br><br>66/<br>68 |
| Form BUZH   |           |   |           |  |           | (without display)<br>(with display)   |                      |
| TA30P   | IP        | TA30S   | IP        | TA30H SS   | IP        | TA20AB  | IP                   |
|  | 65        |  | 66        |  | 66/<br>68 |  | 66/<br>68            |

## Terminal heads offering maximum comfort

- With high or low cover.
- With screw-on cover even in explosion-proof version (XP).
- Cover with display window for process value and diagnostic messaging display.
- Internal and external grounding screws.
- Simple connection cable feed by means of a spiral cable guide well.
- Easy access to mounting platform for head transmitter or terminal block installation.
- Simple identification due to explicit nameplate positioning.
- Double cable entry
- Optional with wall or pipe mounting
- Connectors

# Transmitter



The task of transmitters is the transformation of the sensor signal into a stable and standardized signal. In the past, transmitters were built using analog technology. In the meantime digital technology has gained acceptance, because it offers better measurement accuracy at simultaneously higher flexibility.



## Transmitters are typically offered in three distinctive types of housing:

- As DIN rail mounted devices suitable for panel installation.
- As head transmitters for direct installation in thermometer terminal heads.
- As field transmitters for direct connection in the process areas.

Transmitters are configurable and support both numerous resistance sensor types and thermocouples. In order to obtain the highest measurement precision, linearization characteristics for every type of sensor are stored in the transmitter.

In addition, the measurement accuracy in modern transmitters can be improved by use of a specific 'sensor transmitter matching' software. The complete measuring chain consisting of transmitter and sensor is then matched with each other. On the one hand, the standardized output signal in the process measurement is a 4 to 20 mA signal, but also the internationally standardized field buses, such as HART, PROFIBUS, PROFINET and FOUNDATION Fieldbus are used. The HART protocol serves mainly for a more convenient operation in combination with the 4 to 20 mA analogue measured signal. PROFIBUS, PROFINET and FOUNDATION Fieldbus, however, transfer the real measured value digitally and offer the possibility to transfer the device status simultaneously.

The plug-on display TID10 can be used in connection with a iTEMP TMT86, TMT84, TMT85 or TMT7x head transmitter. Simply plug it onto the head transmitter and the display will be switched on. It displays information regarding the actual measured value, the measurement point identification and events of fault in the measurement chain. DIP-switches can be found on the rear of the display. This enables the hardware set-up such as the PROFIBUS device address. With the optional field housing TA30x the device is suitable for use in the field, even a use for Ex d applications is possible without problems.



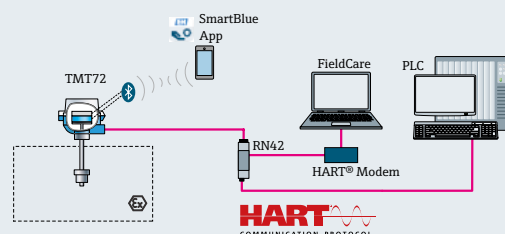
Endress+Hauser is one of the pioneers in fieldbus technology and plays a worldwide leading role in the application of the HART-, PROFIBUS DP/PA, PROFINET and FOUNDATION fieldbus technology.

- Accredited PROFIBUS competence center
- Engineering of field bus networks
- System integration checks
- Training courses, seminars
- Customer service
- Endress+Hauser's own fieldbus laboratory
- Device configuration for IO-link devices

## Device configuration

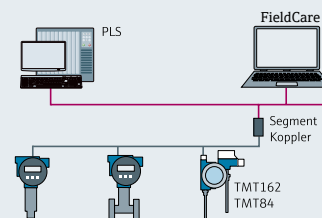
### HART

HART signal for on-site or centralized device set-up using a hand-held terminal or PC. Operation, visualization and maintenance at the PC using FieldCare, AMS or PDM.



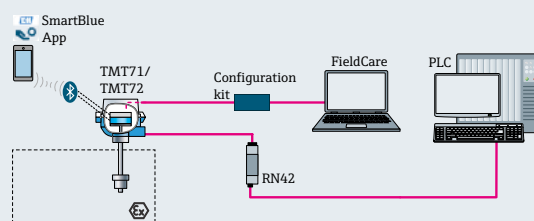
### Fieldbus

Temperature transmitter for PROFIBUS PA, PROFINET and FOUNDATION Fieldbus enables data exchange and operation using standardized fieldbus protocols.
















### PC programmable

Simple parametrization via Bluetooth® (SmartBlue app) or interface connection and free software tools (requires FXA291 or TXU10)



# iTEMP temperature transmitter

|                               |   |   |  |   |  |   |                     |
|-------------------------------|---|---|--|---|--|---|---------------------|
| <p>Communication standard</p> | <p>4 to 20 mA</p>   |   |  |   |  |   |                     |
| <p>Field housings</p>         |   |   |  |   |  |   |                     |
| <p>Top hat / DIN rail</p>     | <p>TMT127</p>   | <p>TMT128</p>   |  | <p>TMT71</p>    |  |   |                     |
| <p>Head mount</p>             | <p>TMT31</p>   | <p>TMT188</p>  | <p>TMT80</p>  | <p>TMT31</p>   | <p>TMT71</p>  |   |                     |
| <p>Sensor input(s)</p>        | <p>RTD</p>  |   | <p>thermocouple</p>  |   | <p>1-ch universal</p>  | <p>RTD</p>  | <p>1-ch univers</p> |
| <p>Additional information</p> | <p>fixed configuration</p>  |   |  |   |  |  |                     |
|                               |  <p>Zone 2</p> |                |  |  <p>Zone 2</p> |               |   |                     |



TMT142B



TMT162



TMT162



TMT162




coming soon




coming soon




TMT72




TMT82



TMT85



TMT84



TMT72



TMT82



TMT85



TMT84



1-ch universal

2-ch universal

2-ch universal

2-ch universal









2-ch universal



plug-on display unit (TID10)  
available for head transmitters

# Compact thermometers

## Cable probes and compact thermometers overview

| Type                | Cable sensor, metric and imperial   |   |  |   |   | Compact thermometer, metric and imperial   |   |   |
|---------------------|---|---|--|---|---|--|---|---|
| Model               | TST310  | TSC310  | TH12   | TH52  | TH56  | TTR31/TTR35  | TMR31/<br>TM311/ TMR35  | TM371/TM372   |
| Design              |  |      |       |                      |  |  | <br>IO-Link          |    |
| Special feature     | Compact thermometers with permanently affixed plug-in or screw-in cable           |   | Compact RTD resistance thermometers with permanently affixed plug-in or screw-in cable | Compact TC thermometers with permanently affixed plug-in or screw-in cable (TH52) or connector (TH56) |   | Temperature switch with 1/2 PNP switch outputs, 4 to 20 mA                         | Compact thermometers with integrated transmitter. Short insertion length, extremely fast response times | Compact thermometers for hygienic and aseptic applications, exceptional sensor technology with self-calibration function, HART protocol |
| Approval            | ATEX Ex ia, ATEX Ex nA, IECEx Ga Ex ia, NEPSI Ex ia, UK CA Ex ia, UK CA Ex nA     |   |  | -   |   | UL 61010B-1 and CSA C22.2 no. 1010.1-92 UK CA (in preparation)                     | UL as per 3111-1, marine approval UK CA (in preparation)  | EHEDG, ASME BPE, FDA, 3-A, EC 1935/2004, EC 2023/2006, EU 10/2011 - CE/EAC, CRN, CSA universal version UK CA (in preparation)           |
| Measuring principle | RTD   | TC  | RTD  | TC  |   | RTD  |   |   |
| Measuring range     | -50 to +400 °C (-58 to +752 °F)   | Type J: -40 to +750 °C (-40 to +1382 °F)<br>Type K: -40 to +1100 °C (-40 to +2012 °F) | -50 to +200 °C (-58 to +392 °F)  | Type J: -346 to +1330 °F (-210 to +720 °C)<br>Type K: -454 to +2100 °F (-270 to +1150 °C)             |   | -50 to +150 °C (-58 to +302 °F)  | -50 to +200 °C (-58 to +392 °F)   | -40 to +160 °C (-40 to +320 °F)   |
| Process pressure    | ≤ 100 bar (1450,4 PSI) (depending on process connection)                          |   |  |   |   |  |   | ≤ 50 bar (depending on process connection)  |
| Material            | 1.4404  | 1.4404, 2.4816  | SS316L   |   |   | 1.4404   |   | 316L, 1.4435+316L, delta ferrite <1%  |



Thermophant TTR31 temperature switch



iTHERM CompactLine TM311 compact thermometer – universal output in 4 to 20 mA and IO-Link



Easytemp TMR31 compact thermometer – with electronic and long immersion length



Without electronic, with short immersion length



**Simple, fast and economical**

Cost efficiency and optimal use of space indicate modern process measuring technology. Particularly OEM applications require fast delivery times, reliable operation as well as simple assembly and calibration of the measurement technology used.

The compact families completely fulfill these requirements. They are easily commissioned, measure reliably, and when required convert into standard signals and alert at alarm limit violation.

- Precise primary sensors, long-term stable electronics.
- Robust construction in stainless steel, compatible connection technology.
- Versatile process adapters, flexible sensor lengths.
- Simplest assembly as well as on-site and PC parameter set-up.
- Patented sensor concept

**Output signals** The primary sensor signal is accessed via a choice of high-quality connecting cables in 3- or 4-wire circuit, IO-Link or 4 to 20 mA signal measurement at the standard connector.

**Meter electronics** The TM311/TMR31/TMR35 measurement electronics board measures only 40 x 18 mm (1,57 x 0,71 inch) and can be programmed as required. The Thermophant TTR31 can also be operated via a keypad and switches in the event of a limit value violation.

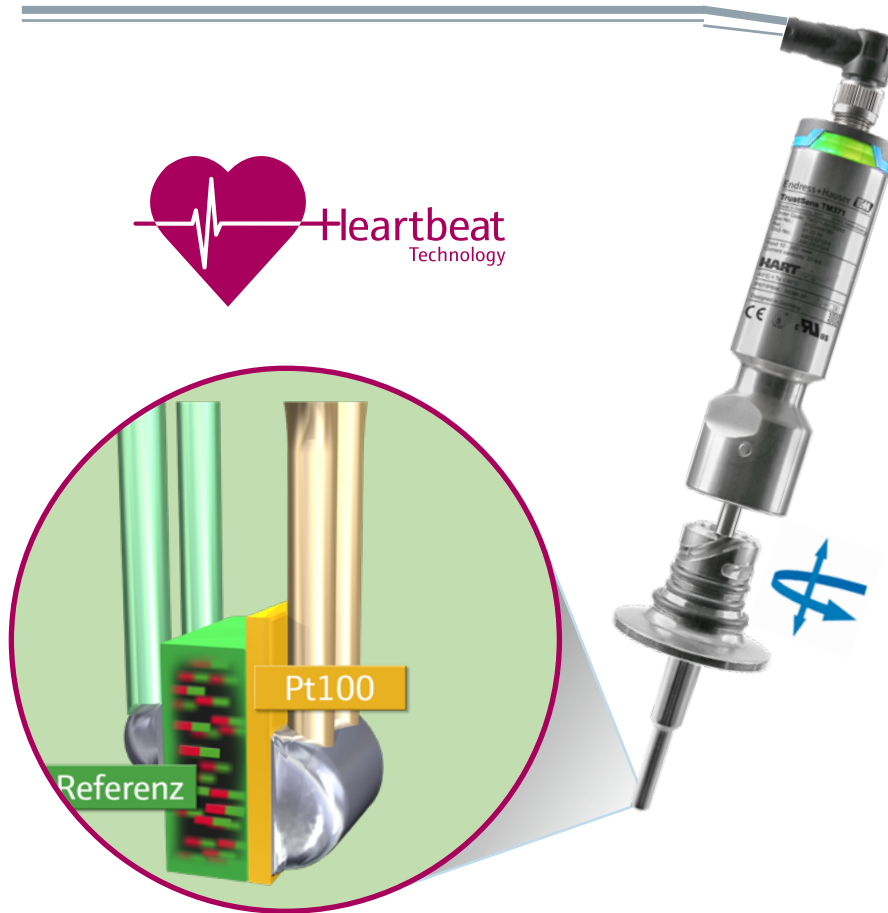
**Process connections** Compression fittings, imperial and metric stainless steel threads guarantee compatibility worldwide. Hygienic process adapters and thermowells satisfy EHEDG, 3-A, FDA, ASME and BPE requirements.

**Sensors** Vibration-resistant, integrated, thin-film Pt100 sensors guarantee a high level of operational safety while ensuring the fastest response.



# iTHERM TrustSens

World's first self-calibrating thermometer



## 100% compliance – 0% complexity

The new iTHERM TrustSens TM371 and TM372 enable continuous, traceable monitoring thanks to the fully automated inline self-calibration function without process interruption. This results in high product safety, increases plant availability and helps reduce risk and costs. The hygienic thermometer is designed for users in the pharmaceutical and food & beverage industries who require absolute compliance with FDA and/or GMP regulations. At the heart of the temperature probe is a unique sensor unit consisting of a primary Pt100 temperature sensor and a highly accurate, integrated reference with long-term stability. The reference sensor uses a physical fixed point on the basis of the Curie temperature and therefore serves to regularly calibrate the primary sensor. It is triggered fully automatically at a temperature of 118 °C (244.4 °F) or 60 °C (140 °F) (Curie temperature of the integrated reference). This ensures that the constantly high measuring accuracy of the temperature sensor is permanently monitored throughout its entire life cycle.

## Heartbeat Technology in temperature measurement

The integrated smart electronics feature varied diagnostics functions, which are categorized in line with the NE 107 NAMUR recommendation and transmitted via HART communication. Furthermore, status signals are indicated locally by means of the LED integrated in the device. In addition to the automated calibration, and therefore verification of the thermometer's measuring accuracy, data from the last 350 calibrations is stored directly in the device (FIFO memory). This makes it possible to access a long device and process history, which can be used as the basis for predictions and the early determination of trends. These features guarantee continuous, fully autonomous device self-diagnostics. The iTHERM TrustSens is therefore ready for Industry 4.0 applications.



Endress+Hauser  
Order code: TM371-13ND/101  
Ser. no.: M7040004487  
Ext. ord. cd.: TM371-AA0A0A1AXF0A1A  
TAG:  
Input: 12-30V  
Currentconsum.: 23mA  
HART  
PW-01-00100  
Made in Germany 2017  
D-67464 Messenstedt

Endress+Hauser  
TrustSens  
Order code: TM371-13ND/101  
Ser. no.: M7040004487  
Ext. ord. cd.: TM371-AA0A0A1AXF0A1A  
TAG:  
Input: 12-30V  
Currentconsum.: 23mA  
HART  
PW-01-00100  
Made in Germany 2017  
D-67464 Messenstedt

### **i** Self-calibration with iTHERM TrustSens

- **Self-check:** The thermometer iTHERM TrustSens features a built-in reference sensor that cyclically monitors the primary Pt100-temperature sensor during the active process.
- **Operation:** The process is not interrupted. Maintenance personnel is only required when the sensor reports a malfunction.
- **Reference measurement:** The reference sensor uses the principle of Curie temperature. Reaching this physical fixed point value (118 °C/60°C) (244.4 °F/140 °F), e.g. during the cleaning process, triggers the self-calibration.

### **i** iTHERM QuickNeck

Removable neck tube with quick fastener:

- Tool-free removal of the thermometer
- IP69K protection

### **✓** Documentation


- Built-in memory for 350 calibration points
- FieldCare by Endress+Hauser makes issuing calibration certificates possible at any time
- The automatically generated documentation is 100% audit-proof

### **✓** Advantages at a glance

- Maximized process safety through self-calibration and Heartbeat Technology
- No production downtime due to fully automated and traceable inline self-calibration
- Fully automated documentation - audit-proof
- Highest measuring accuracy through characteristic adjustment (Sensor Transmitter Matching)
- International certifications and approvals: EHEDG, ASME BPE, FDA, 3-A, 1935/2004, 2023/2006, 10/2011, CE, CRN, CSA General Purpose
- Approvals for hazardous areas according to ATEX, IEC, NEPSI and CSA C/US
- Measuring range: -40 to +160 °C (-40 to +320 °F), optional to +190°C (374°F)
- More than 50 sterile and hygienic process connections as standard

#### Industry applications:

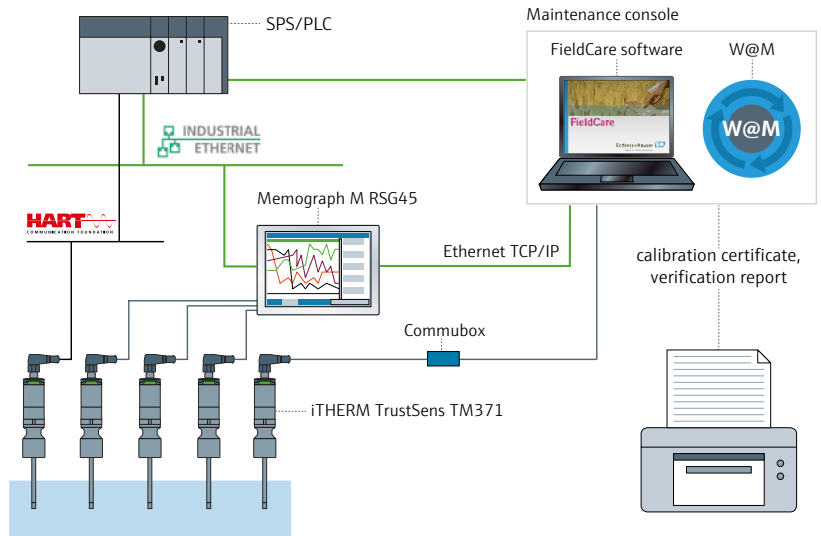
- Life Sciences
- Food & Beverage

 For more information please visit [www.endress.com/trustsens](http://www.endress.com/trustsens)





## Integrated product and service offering



### Data Management Memograph M RSG45

### Display unit RIA15

### Field Data Manager Software MS20

### Commubox TXU10 Commubox FXA195





### Endress+Hauser Service

- Tamper-proof data storage and access (FDA 21 CFR 11) in combination with FDM Software MS20, Field Data Manager Software by Endress+Hauser
- HART gateway functionality; Up to 40 HART devices connected at a time
- Communication capabilities: Modbus, PROFIBUS DP, PROFINET, EtherNet/IP
- Display of 4 to 20 mA measured values or HART process variables
- The RIA15 can be used to display iTHERM TrustSens values such as: temperature, electronic temperature, calibration counter, calibration offset
- Loop-powered; Voltage drop  $\leq 1$  V (HART  $\leq 1.9$  V)
- Automatic service for report generation, printing reports, read out of data, storing of data, secure export, pdf generation
- Create reports and templates
- Read out measured data via online interface or from mass storage
- Online visualization of instantaneous values ("live data")
- Quick and easy link between iTHERM TrustSens and PC via USB interface for fast device configuration
- Intrinsically safe HART communication with FieldCare via USB interface
- Commissioning service ensures optimal startup and reliable base for future self-checks
- Technical experts are always on call to support with product queries

# iTHERM ModuLine – Modular industrial thermometers









Endress+Hauser offers a broad portfolio of temperature measurement technology for comprehensive solutions for almost all branches of industry. The measurement principles used are RTD resistance sensors and thermocouples. An important point for the inclusion of the measurement point into the process is the protection of the thermometers through thermowells and the process connection.

These thermometers are used mainly in the chemical industry but also in core and peripheral processes across all industries. The innovative iTHERM ModuLine thermometers were developed for a very wide range of applications in a variety of industries and meet the highest quality standards.

| Type                | Metric design  |   |  |  |
|---------------------|--|---|--|--|
| Model               | TM101  | TM111   | TM121  | TM131  |
| Design              |  |   |  |    |
| Insert              | Stainless steel insert for RTD, mineral-insulated sheathed cable for TC            | Mineral-insulated sheathed cable, cannot be replaced<br>Ø3 mm and 6 mm<br>(Ø0.12 inch and 0.24 inch)                        | Stainless steel insert for RTD, mineral-insulated sheathed cable for TC            | Mineral-insulated sheathed cable, cannot be replaced<br>Ø3 mm and 6 mm<br>(Ø0.12 inch and 0.24 inch)   |
| Measuring range     | RTD: -50 to 200 °C<br>(-58 to 392 °F)<br>TC: up to 1100 °C<br>(up to 2012 °F)      | RTD: -200 to 600 °C<br>(-328 to 1112 °F)<br>TC: up to 1100 °C<br>(up to 2012 °F)  | RTD: -50 to 200 °C<br>(-58 to 392 °F)<br>TC: up to 650 °C<br>(up to 1202 °F)       | RTD: -200 to 600 °C<br>(-328 to 1112 °F)<br>TC: up to 1100 °C<br>(up to 2012 °F)   |
| Ex approvals        |  | ATEX IEC Ex:<br>ia, tb, d, nA<br>CSA C/US: GP, IS, XP,<br>DIP<br>EAC: ia, d<br>NEPSI: ia, d, tb, nA<br>UK CA: ia, tb, d, nA |  | ATEX IEC Ex: ia, tb, d, nA<br>CSA C/US: GP, IS, XP, DIP<br>EAC: ia, d<br>NEPSI: ia, d, tb, nA<br>UK CA: ia, tb, d, nA                        |
| Process connection  | Thread, compression fittings, coupling nuts  | Thread, compression fittings, coupling nuts, weld-in adapter  | Thread, compression fittings, ANSI and DIN flanges                                 | Thread, compression fittings, ANSI and DIN, flanges<br>Weld-in adapter   |
| Thermowell          | Without thermowell, for direct contact with the process                            | Without thermowell, for direct contact with the process   | Thermowell made of pipe material   | Thermowell made of pipe material   |
| Thermowell material | Insert 316L, Alloy600  | Insert 316L, Alloy600   | Stainless steel 316L   | Stainless steel 316, 316L, 316Ti, 321<br>Alloys: AlloyC276, Alloy600,<br>Alloy 446,<br>Cover sleeve: tantalum, PTFE                          |
| Highlights          | excellent value  | iTHERM StrongSens<br>iTHERM QuickSens   | excellent value<br>thermowell  | iTHERM StrongSense<br>iTHERM QuickSens<br>iTHERM QuickNeck<br>fast responding thermowell<br>dual seal technology<br>dual compartment housing |





The portfolio includes four basic thermometers with a modular design, and features a large number of variants. Selecting a product is extremely easy:

- There are thermometers available for direct contact with the process, and others with multi-piece thermowells.
- Both product types are segmented into basic and advanced technology.
- A graphical product configurator with integrated knowledge database is available free of charge to assist with selection.
- Saves time and money and allows operators to plan with greater certainty - incorrect orders are almost completely eliminated.

| Imperial design  |  |  |  |   |  |  |  |
|--|--|--|--|---|--|--|--|
| TH11   | TH13   | TH14   | TH15   | TH51  | TH53   | TH54   | TH55   |
|  |  |  |  |   |  |  |  |
| Without thermowell, with nipple  | Thermowell, with nipple  | Thermowell, with nipple, flange  | Without thermowell, with nipple  |   | Thermowell, with nipple  | Thermowell, with nipple, flange  | Without thermowell, with nipple  |
| MgO-sheathing, exchangeable; diameter: 6 mm  |  |  |  |   |  |  |  |
| RTD:<br>-328 to 1112 °F<br>(-200 to +600 °C)                                       |  |  |  | TC:<br>Type J, Type K, Type E, Type N, Type T<br>-330 to +1600 °F (-200 to +870 °C) |  |  |  |
| -  | CSA (IS, NI)   |  |  | -   | CSA (IS, NI)   |  |  |
| Thread or compression fitting, fixed or movable                                    | Thread or for welding  | Flange according to ANSI   | Threaded connection to existing thermowell   | Thread or compression fitting, fixed or movable                                     | Thread or for welding  | Flange according to ANSI   | Threaded connection to existing thermowell   |
| -  | Drilled barstock thermowell  |  | -  | -   | Drilled barstock thermowell  |  | -  |
| -  | SS316 or Alloy 600   |  | -  | -   | SS316L, Alloy 600, Alloy C276, Titan, Alloy 400                                      |  | -  |
| direct contact   | StrongSens   | StrongSens   | StrongSens   | TC types J, K, E, N, T  | TC types J, K, E, N, T   |  | TC types J, K, E, N, T   |

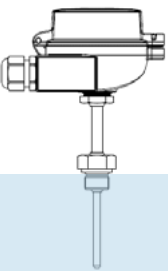
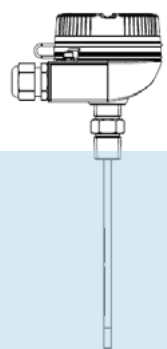
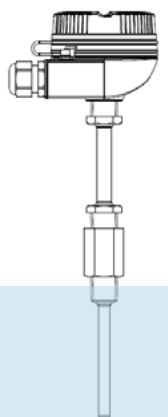
# iTHERM ModuLine

## Thermometer Selection Guide

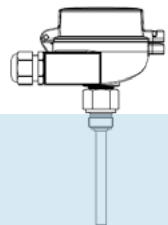
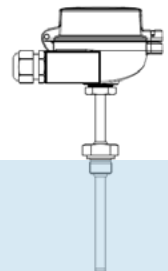
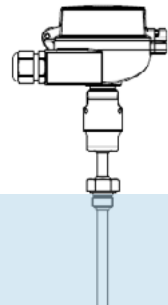
| iTHERM product   | Temperature range                            | Measurement performance * | Ex | SIL IEC 61508 | Output 4 to 20 mA |
|--|--|---------------------------|----|---------------|-------------------|
|  |  |                           |    |               |                   |
| <br><b>TM101</b>  | RTD<br>-50 to 200 °C<br>(-58 to 392 °F)      | ■<br>direct contact       | -  | -             | ✓                 |
|  | TC<br>up to 1100 °C<br>(up to 2012 °F)       |                           |    |               |                   |
| <br><b>TM111</b>  | RTD<br>-196 to 600 °C<br>(-320,8 to 1112 °F) | ■■■<br>direct contact     | ✓  | -             | ✓                 |
|  | TC<br>up to 1100 °C<br>(up to 2012 °F)       |                           |    |               |                   |
| <br><b>TM121</b>  | RTD<br>-50 to 200 °C<br>(-58 to 392 °F)      | ■<br>with thermowell      | -  | -             | ✓                 |
|  | TC<br>up to 650 °C<br>(up to 1202 °F)        |                           |    |               |                   |
| <br><b>TM131</b> | RTD<br>-196 to 600 °C<br>(-320,8 to 1112 °F) | ■■■<br>with thermowell    | ✓  | ✓             | ✓                 |
|  | TC<br>up to 1100 °C<br>(up to 2012 °F)       |                           |    |               |                   |

## Thermometer and thermowell designs and configurations





### iTHERM ModuLine thermowell design versions

| without thermowell  |   | with thermowell   |
|---|---|---|
| direct contact  | to be installed into separate thermowell  | incl. fabricated thermowell   |
|  |  |  |

### iTHERM ModuLine thermometer design versions

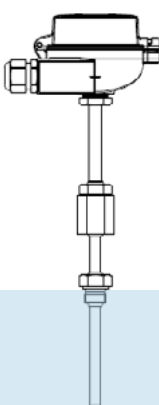
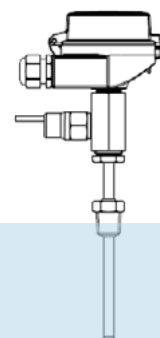
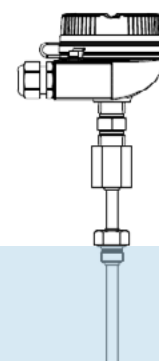
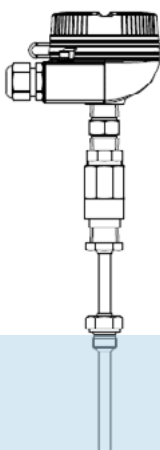
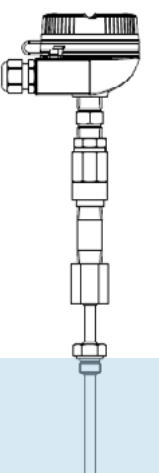
| without neck (according to DIN43772 form 2)   | Lagging (non-removeable neck; DIN43772 form 2G, 2F, 3G, 3F)                           | iTHERM QuickNeck  |
|---|---|---|
|  |  |  |



| iTHERM product   | Communication |             |                      | Display                                  | Highlights   |
|--|---------------|-------------|----------------------|--|--|
|  | HART 7        | PROFIBUS PA | FOUNDATION™ Fieldbus |  |  |
|  TM101  | ✓             | -           | -                    | plug-on (TID10)                          | price/performance  |
|  TM111  | ✓             | ✓           | ✓                    | plug-on (TID10)                          | iTHERM StrongSens<br>iTHERM QuickSens  |
|  TM121  | ✓             | -           | -                    | plug-on (TID10)                          | price/performance including thermowell   |
|  TM131 | ✓             | ✓           | ✓                    | integrated (back-lit) or plug-on (TID10) | iTHERM StrongSens<br>iTHERM QuickSens<br>iTHERM QuickNeck<br>dual seal<br>dual compartment housing |

\* Measurement performance: Valuation of accuracy input/output, long-term stability, response time

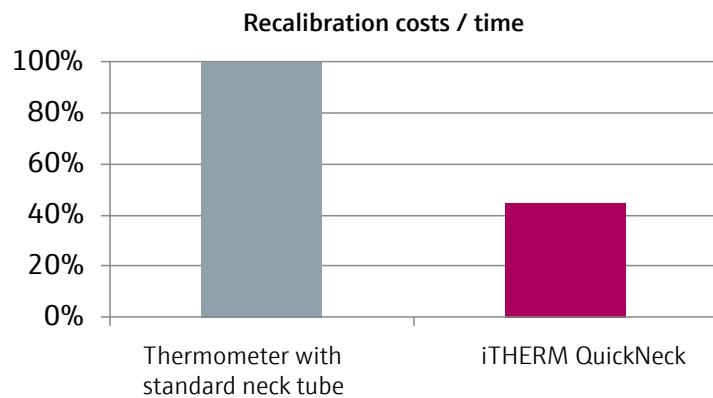
### iTHERM ModuLine thermometer design versions

| removeable neck (according to DIN43772)   | second process seal   | nipple-connection   | nipple-union-connection  | nipple-union-nipple-connection  |
|---|---|---|--|---|
|  |  |  |  |  |

# iTHERM ModuLine



## iTHERM QuickNeck in industrial thermometers



| Technical Feature  | Benefit  | Added value   |
|--|--|---|
| <ul style="list-style-type: none"> <li>▪ Removal of insert without tools</li> <li>▪ Terminal head can remain closed</li> <li>▪ Connection cables can remain connected</li> </ul> | <ul style="list-style-type: none"> <li>▪ Simple, easy and fast (dis-) mounting of the insert for recalibration</li> <li>▪ No risk of water ingress</li> <li>▪ No risk of mechanical damage</li> <li>▪ No risk of wiring</li> </ul> | <ul style="list-style-type: none"> <li>▪ Cost / time savings</li> <li>▪ Less downtime</li> <li>▪ Higher system safety and availability</li> </ul> |

## Second process barrier: Dual Seal

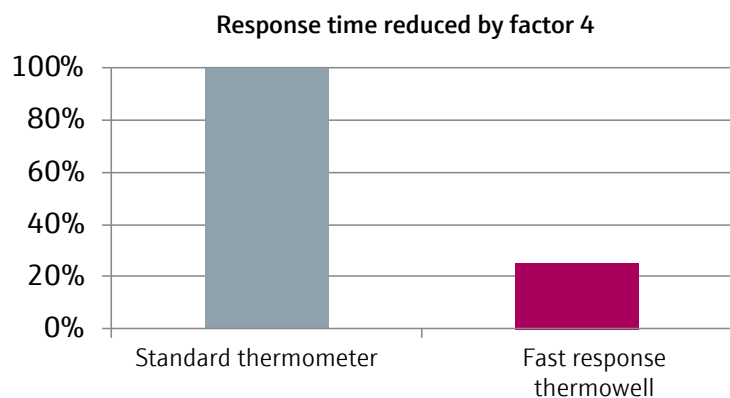


### TM131 with second process barrier in combination with a TMT82

- Channel 1: Temperature Signal 4 to 20 mA
- Channel 2: Configured as TC, if pressure switch is turning a signal "sensor breakage" is generated
- Temperature signal stays alive

| Technical Feature  | Benefit   | Added Value   |
|--|---|---|
| <ul style="list-style-type: none"> <li>▪ Second process barrier for the case of thermowell failure</li> <li>▪ Signal to PLC if pressure in neck is reaching 3 bar</li> </ul> | <ul style="list-style-type: none"> <li>▪ Additional health information from measurement device</li> <li>▪ Temperature signal stays alive</li> </ul> | <ul style="list-style-type: none"> <li>▪ Increased process safety</li> <li>▪ Reduced unplanned shutdown times</li> <li>▪ Health status information</li> </ul> |

## Thermowell with fast response time









| Technical Feature   | Benefit   | Added value  |
|---|---|--|
| <ul style="list-style-type: none"> <li>▪ Heat transfer material elimination air gap</li> <li>▪ Replaceable standard insert Ø6 mm (0.24 inch)</li> <li>▪ Durable effective for temperatures up to 400 °C (752 °F)</li> </ul> | <ul style="list-style-type: none"> <li>▪ Variety of sensor types available</li> <li>▪ Fastest response time in combination with thermowell</li> </ul> | <ul style="list-style-type: none"> <li>▪ Real time process information</li> <li>▪ Improved process control</li> <li>▪ Increased process safety and efficiency</li> </ul> |



# Thermometer with barstock thermowell

Thermometers used in applications with high process pressures and flow velocities are usually fitted with barstock thermowells. These applications place very high demands on the mechanical loading capacity and measuring technology of the thermometer.

## Heavy Duty Product Overview

| Type                  | Metric design  |   |   | Imperial design  |   |   |
|-----------------------|--|---|---|--|---|---|
| Model                 | TR15/TC15  | TR66/TC66   | TM131   | T13/T53  | T14/T54   | T15/T55   |
| Design                |   |  |  |  |  |  |
| Special features      | Barstock thermowell, connection thread, with extension neck  | Barstock thermowell   | Thermometer for installation in separate thermowell                               | Stepped thermowell and spring-loaded insert  | Welded thermowell with flange and spring-loaded insert                              | For screwing into an existing thermowell  |
| Approvals             | ATEX: Ex nA, Ex ia, Ex d<br>IECEx: Ex tD, Ex d, Ex ia<br>NEPSI: Ex ia, Ex nA, Ex d<br>EAC: Ex ia, Ex d<br>UK CA: ia, nA, d |   |   | FM/CSA XP Class 1, Div. 1  |   |   |
| Measurement principle | RTD Pt100 resistance thermometers and thermocouples type K and J, also type N for TM131                                    |   |   | RTD, TC: type J, type K, type E, type N, type T                                    |   |   |
| Measurement range     | RTD: -328...1112 °F (-200...600°C)<br>TC: bis 1100°C   |   |   | RTD: -58...392 °F (-50...200 °C)<br>TC: -328...1600 °F (-200...870 °C)             |   |   |
| Process pressure      | <b>DEPENDING ON PROCESS CONNECTION</b>   |   |   |  |   |   |
|                       | Depending on thermowell  | ≤ 480 bar (6961,9 PSI)  |   | Depending on thermowell  |   |   |
| Material              | <b>WETTED PARTS</b>  |   |   |  |   |   |
|                       | 316Ti, 13CrMo4-5, 16Mo3, Alloy C276, titanium Gr. 2, 10CrMo9-10, C22.8, Duplex 1.4462                                      | 316, 316L, 316Ti, 310, AlloyC276, Alloy400  | Thermowell must be ordered separately   | 1.4404/SS316L, 2.4816/Alloy 600, 2.4819/Alloy C276, titanium, Alloy 400            | depending on thermowell   |   |
| Process connection    | Flange as per EN or ANSI standard, for weld-in   | Flange as per ANSI standard, thread   | depending on thermowell   | Thread, weld-in connection   | Flange  | Thread  |
| Output signal         | 4 to 20 mA, HART, PROFIBUS PA, FOUNDATION Fieldbus   |   |   | 4 to 20 mA, HART, PROFIBUS PA, FOUNDATION Fieldbus                                 |   |   |

# Modular hygienic thermometers

The innovative iTHERM thermometers of the new, modular hygienic line have been designed to meet the requirements of the Food & Life Sciences industries and comply with highest quality standards.

For the first time a comprehensive, global product portfolio with a large selection of process connections, transmitters and further constructive variants is offered. All products - both metric and imperial - are available with the relevant international approvals.

**The product choice** is very simple:

- A consistent segmentation into **2 product structures** for **basic** (TM40x) and **advanced technology** (TM41x) supports the preselection of the suitable thermometer
- Support from a cost-free, graphical product configurator with integrated knowledge data base

All this saves time and costs and increases the planning security – misorders are practically impossible.

|                      | Basic technology                   | Advanced technology   |
|----------------------|------------------------------------|---|
| Device configuration | TM401 metric                       | TM411 metric  |
| Insert               | Not replaceable                    | Replaceable   |
| Transmitter          | 1-channel; no display              | 1- or 2-channel; plug-on display (optional)   |
| Ex-certificate       | No                                 | Yes (ATEX, IEC, FM, CSA, NEPSI)   |
| Sensor               | 1x Pt100 standard thin film sensor | 1x Pt100 standard thin film sensor,<br>1x Pt100 iTHERM QuickSens or iTHERM StrongSens,<br>1x or 2x Pt100 wire wound |
| Extension neck       | Standard                           | Standard, optional iTHERM QuickNeck   |

**iTEMP Transmitter**  
Accurate and reliable measured value transmission

**iTHERM QuickSens**  
Shortest response times worldwide:

- Fast, high-precision measurements
- Minimization of the needed insertion length
- Use of thermowells without affecting the measuring performance

**iTHERM StrongSens**  
Unmatched robustness:

- Vibration resistance > 60g (2,116 oz)
- Automated, traceable production

**TA30R**  
Stainless steel terminal head:

- Optimal access to the terminals due to a low housing edge
- Optional display
- Protection class IP69K

**iTHERM QuickNeck**  
Divisible neck with quick release:





- Removal of the insert without tools
- Protection class IP69K

**A3**  
**CERTIFIED**  
CHEDG  
TYPE EL - CLASS I  
2017-2021

**FDA**

**ASME**  
SETTING THE STANDARD  
1880 - 2002  
Bioprocessing Equipment  
STANDARDS COMMITTEE

## Product overview modular hygienic thermometer






| Type                        | Metric design  |  | Imperial design  |   |
|-----------------------------|--|--|--|---|
| Model                       | TM401  | TM411  | TM402  | TM412   |
| Design                      |   |                         |  |        |
| Special feature             | Basic technology   | Advanced technology  | Basic technology   | Advanced technology   |
| Certificates, compliance    | EHEDG, 3-A, ASME BPE, FDA, TSE (produced without the use of animal fats)   |  |  |   |
| Measuring principle         | RTD  |  |  |   |
| Measuring range             | -50 to +200 °C<br>(-58 to +392 °F)   | -200 to +600 °C<br>(-328 to +1112 °F)  | -50 to +200 °C<br>(-58 to +392 °F)   | -200 to +600 °C<br>(-328 to +1112 °F)   |
| Process pressure            | ≤ 40 bar depending on process connection   |  |  |   |
| Material and surface finish | 316L,<br>Ra < 0.76 µm or<br>< 0.38 µm  | 316L or 1.4435+316L, delta<br>ferrite < 1%,<br>Ra < 0.76 µm or<br>< 0.38 µm; electropolished<br>optional | 316L,<br>Ra < 0.76 µm or<br>< 0.38 µm  | 316L,<br>Ra < 0.76 µm or<br>< 0.38 µm; electropolished<br>optional                        |
| Response time               | t <sub>90</sub> : 9 s  | t <sub>90</sub> : 1.5 s  | t <sub>90</sub> : 9 s  | t <sub>90</sub> : 1.5 s   |
| Process connection          | Clamp as per ISO 2852, DIN 11851, DIN 11864-1, metallic sealing system, weld-in adapter, APV inline, Varivent, Ingold fitting, SMS 1147, compression fitting;<br>Thread: Neumo BioControl as well as T pipe section and corner pipe section as per DIN 11865 |  |  |   |
| Output signal               | Pt100 3/4-wire; 1-channel<br>iTEMP transmitter<br>(4 to 20 mA; HART)   | Pt100 3/4-wire; 1-channel or<br>2-channel iTEMP transmitter<br>(4 to 20 mA; HART, FF, PA)                | Pt100 3/4-wire; 1-channel<br>iTEMP transmitter<br>(4 to 20 mA; HART)               | Pt100 3/4-wire; 1-channel or<br>2-channel iTEMP transmitter<br>(4 to 20 mA; HART, FF, PA) |



# Next level hygienic

## Temperature measurement and system products






In this section you'll find a complete overview of the industry package and its application fit. Use this selection guide for selecting the right product according to your process requirements and challenges.

| Temperature measurement technology |   |   |   |   |   |
|------------------------------------|---|---|---|---|---|
| Product                            | iTHERM TrustSens TM37x  | iTHERM TM41x  | iTHERM TM40x  | Easytemp TMR35  | iTHERM TM311  |
| Design                             |  |  |  |  |  |
| Calibration                        | ■ ■ ■   | ■ ■   | ■   | ■   | ■   |
| Response Time                      | ■   | ■ ■ ■   | ■   | ■ ■ ■ ■   | ■ ■ ■   |
| Analog output<br>4...20 mA         | ✓   | ✓   | ✓   | ✓   | ✓   |
| Communication                      |   |   |   |   |   |
| HART                               | ✓   | ✓   | ✓   | -   | -   |
| PROFIBUS                           | -   | ✓   | -   | -   | -   |
| FOUNDATION fieldbus                | -   | ✓   | -   | -   | -   |
| Ex                                 | ✓   | ✓   | -   | -   | -   |
| IO-Link                            | -   | -   | -   | -   | ✓   |
| Special feature                    | Self-calibration<br>Heartbeat Technology  | iTHERM QuickNeck<br>iTHERM QuickSens<br>iTHERM StrongSens                         | Cost-performance<br>ratio   | Compact dimensions<br>Cost-performance<br>ratio                                     | Compact dimensions<br>Cost-performance<br>ratio                                     |





System products

| Product                           | Memograph M RSG45   | Ecograph T RSG35  | RMA42   | RIA15   | RIA14/16  |
|-----------------------------------|---|---|---|---|---|
| Design                            |  |  |  |  |  |
| Input                             | 20 universal/HART   | 12 universal  | 2 universal   | -   | -   |
| Display                           | 7" TFT  | 5,7" TFT  | 5-digit, 7-segment illuminated display  | 17 mm (0,67 inch), 5-digit, 7-segment   | 26 mm (1,02 inch), 5-digit, 7-segment   |
| Data recording                    | ✓   | ✓   | -   | -   | -   |
| Power supply                      | ✓   | ✓   | ✓   | Loop  | Loop  |
| <b>Communication</b><br>4...20 mA | ✓   | ✓   | ✓   | ✓   | ✓   |
| HART                              | ✓   | -   | -   | ✓   | -   |
| PROFINET                          | ✓   | -   | -   | -   | -   |
| EtherNet/IP                       | ✓   | -   | -   | -   | -   |
| Modbus                            | ✓   | ✓   | -   | -   | -   |



# High temperature thermometers

In glass smelters, flue gas applications and in the brick and ceramics industries temperatures up to 1700 °C (3092 °F) can occur. This requires special thermometers with ceramic thermowells and thermocouples made from special metals, such as platinum and rhodium.

The ceramic thermowell external and sandwich coatings act as diffusion barriers. They serve as protection of the measurement point from mechanical and chemical damages in the process, e.g. from abrasive gases.

The ceramic thermowell inner sheath is the ceramic capillary.

It has the purpose of feeding and insulating the thermo wires. A higher number of ceramic protection coatings increases the life time of the measurement point.

## Influences on the life time are:

- Ceramic thermowell material and temperature limit values
- Temperature shocks in the process
- Gases and vapors
- Reducing and neutral atmospheres

## Requirements at a glance



### Terminal head

Form A terminal head  
Form B terminal head

### Process connection

Gas tight compression fitting, adjustable flange or flat face flange according to DIN 43734

### Process wetted parts/thermowell

Ceramic thermowell - external and dividing coating as diffusion barrier,  
Ceramic thermowell - internal coating as thermo wire feeder and insulation




### Sensor/measurement insert

Thermocouples type J, K or type B, S, R for application at high temperatures, with ceramic or mineral coating



The diameter of the thermowires for thermometers in the TAF series must be defined for high temperatures. The higher the process temperature is, the larger the thermowire diameter has to be chosen.

## Product overview high temperature thermometers

| Model                               | TAF11   | TAF12S  | TAF12D  | TAF12T   | TAF16  |
|-------------------------------------|---|---|---|--|--|
| Design                              |    |   |    |  |   |
| Special features                    | Temperature measurement in glass or ceramic furnaces. With thermowell and internal sheath made of ceramic   | Temperature measurement in glass or ceramic furnaces. With ceramic thermowell | Temperature measurement in glass or ceramic furnaces. With thermowell and internal sheath made of ceramic                               | Temperature measurement in glass or ceramic furnaces. With thermowell and two internal sheaths made of ceramic | Temperature measurement in metal and cement industries or incinerators. With metal or ceramic thermowell, internal ceramic sheath  |
| Measurement principle               | 1x or 2x TC   |   |   |  |  |
| Measurement range                   | Type B: 0 to +1820 °C (32 to + 3308 °F)<br>Type J: -210 to +1200 °C (-346 to + 2192 °F)<br>Type K: -270 to +1300 °C (-454 to + 2372 °F)<br>Type N: -270 to +1300 °C (-454 to + 2372 °F)<br>Type S: -50 to +1768 °C (-58 to + 3214,4 °F)<br>Type R: -50 to +1768 °C (-58 to + 3214,4 °F) |   | Type B: 0 to +1820 °C (32 to + 3308 °F)<br>Type S: -50 to +1768 °C (-58 to + 3214,4 °F)<br>Type R: -50 to +1768 °C (-58 to + 3214,4 °F) |  | Type J: -210 to +1200 °C (-346 to + 2192 °F)<br>Type K: -270 to +1300 °C (-454 to + 2372 °F)<br>Type N: -270 to +1300 °C (-454 to + 2372 °F)<br>Type S: -50 to +1768 °C (-58 to + 3214,4 °F) |
| Max. immersion length/diameter (mm) | 1700<br>14, 16, 17, 22<br>24, 26,6  | 1500<br>9   | 1500<br>14, 15  | 1500<br>24, 26   | 2200<br>14, 15, 17,2,<br>18, 21,3, 26,7  |
| <b>Material:</b>                    |   |   |   |  |  |
| Thermowell                          | Ceramic C610, sinterized silicon carbide (SiC), special silicon nitride ceramic (SiN)   | Ceramic C610, C799  |   | Ceramic C530, C610, C799   | AISI: 316L, 310, 304, 446, Alloy 600, Alloy 601; Alloy 800HT, Alloy C276, Kanthal AF and Kanthal Super, special nickel/cobalt alloy (NiCo), special silicon nitride ceramic (SiN)            |
| Intermediate sheath                 | without   | without   | without   | Ceramic C610, C799   | without  |
| Internal sheath                     | Ceramic C610  | without   |   | Ceramic C610, C799   |  |
| Process connection                  | Adjustable flange, gas tight compression fitting or stop flange according to DIN 50446  |   |   |  |  |

## Materials

Among a various number of industry standard materials, e. g. ceramics as C530, C610 and C799 or metals like AISI 316L, 310, 304, 446, Alloy 600, Alloy 601, Alloy 800HT or Alloy C276, Kanthal AF and Kanthal Super Endress+Hauser offers exclusive special materials for high temperature measurement.

For further information concerning special materials please contact your Endress+Hauser sales representative.

### Benefits at a glance

These exclusive special materials increase the life span of the sensors. This leads to:

- Cost savings for maintenance of the measuring point
- Quality improvements of the products
- Increased plant safety

The thermometer lines TAF11 and TAF16 have a modular design. The measurement inserts and thermowells can be ordered as spare parts via a standard order structure.

This saves costs,

- as only actually defective parts need to be exchanged
- due to optimized stock keeping

# Temperature Engineered Solutions – TES



Endress+Hauser offers both standardized and fully customized modular multipoint thermometers for various applications. Our portfolio of multipoint thermometers comprises:

- iTHERM MultiSens Flex: 3D-customizable flexible sensors (with or without thermowell)
- iTHERM MultiSens Linear: straight-profile sensors (with or without main thermowell)
- iTHERM MultiSens Slim: Minimally invasive sensors embedded in a capillary tube
- iTHERM MultiSens Bundle: Linear-bundled sensors (on a metallic rope)
- Skinpoint (surface-contact sensor)
- Accessories such as supporting systems and brackets.

Material selection, mechanical design, heat treatments and construction technics are the best in terms of product optimization.

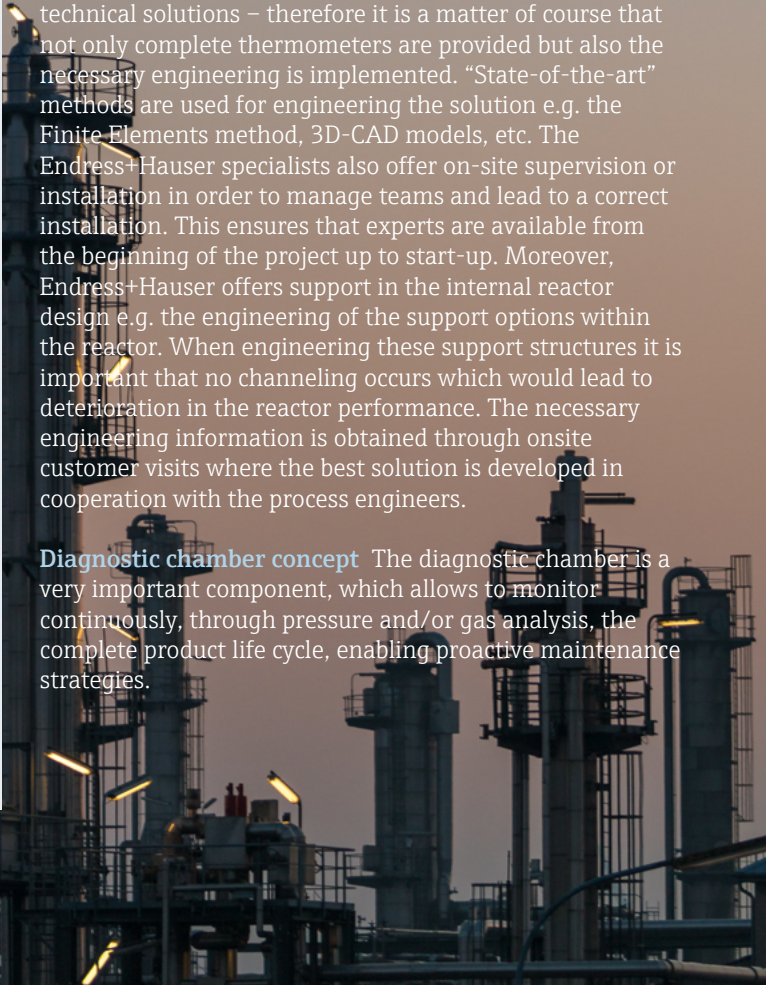
Temperature Engineered Solutions – including tests, accessories and service – are planned and executed specifically with the aim of satisfying challenging customer requirements. We use specific requirements, e.g. process data and approved documentation such as drawings and calculations, as the basis for our solutions.



## Temperature measurement in process reactors

**Engineering services** Endress+Hauser is a provider of technical solutions – therefore it is a matter of course that not only complete thermometers are provided but also the necessary engineering is implemented. “State-of-the-art” methods are used for engineering the solution e.g. the Finite Elements method, 3D-CAD models, etc. The Endress+Hauser specialists also offer on-site supervision or installation in order to manage teams and lead to a correct installation. This ensures that experts are available from the beginning of the project up to start-up. Moreover, Endress+Hauser offers support in the internal reactor design e.g. the engineering of the support options within the reactor. When engineering these support structures it is important that no channeling occurs which would lead to deterioration in the reactor performance. The necessary engineering information is obtained through onsite customer visits where the best solution is developed in cooperation with the process engineers.

**Diagnostic chamber concept** The diagnostic chamber is a very important component, which allows to monitor continuously, through pressure and/or gas analysis, the complete product life cycle, enabling proactive maintenance strategies.



## Multipoint assemblies iTHERM MultiSens

Multipoint assemblies are standard or customized products for several applications from low to high pressure process reactors. In these applications a temperature profile for control of the process in the reactor is measured and recorded. The challenge is to be less invasive as possible and to have an high number of temperature probes, enabling the shortest response time.

Material selection, mechanical design and construction technics are the latest state-of-the-art in terms of product optimization, positioning Endress+Hauser as a global supplier continuously focused on reliable innovation.

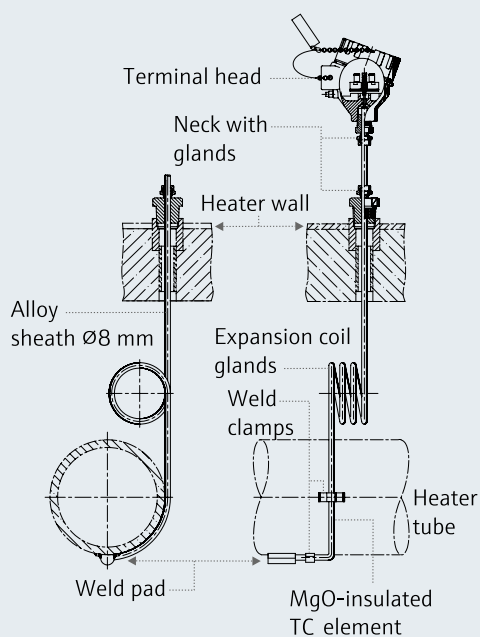
## Approvals and certificates

High standards at the engineering design stages and different tests during the production as well as final tests and controls counteract an early avoid and tear failure of the equipment.

### ✓ Advantages at a glance

- Defective thermocouples can be replaced during shutdown
- Increased safety thanks to a diagnostic chamber able to contain the process in the event of leakages through the primary seals (PED certified chamber)

## Skinpoint thermocouples



Surface temperature measurement may be requested by industrial processes when hot surfaces of reactors or pipes have to be monitored and invasion into the pipe or reactor must be avoided.

Coil furnaces and reactors are the typical chemical and petrochemical plant equipment where Skinpoints are installed. Continuous temperature detection and heat exchange monitoring of the process medium flowing through pipe bundles, without affecting the stream's steadiness, is fundamental to guarantee the whole process efficiency and to check for deposit rates within the pipes that affect the quality of the products. High temperatures, the existence of aggressive burning gases and differential expansions of the heat exchanger pipe bundles are very demanding conditions.

# Testcenter



## Approvals/certificates/tests

### NACE (MR0175):

Suitability test of materials for acid gas surroundings by approval test EN 10204, 3.1 listed in the NACE standard MR0175.

**Dye penetrant testing:** Dye penetrant testing according to the ASME V and ASME VIII guidelines.

### X-ray test certificate:

X-ray test certificate for thermowell welding seams in accordance with ASME V – ASME VIII.

### Thermowell calculation:

Thermowell calculation according to ASME PTC 19.3 using customer specific pressure, temperature and flow rate values.

### Helium leakage test:

Sealing tightness test.

### Pressure test:

Thermowell internal and external pressure test according to PED (Pressure Equipment Directive) in Europe or CRN (Canadian Registration Number) in North- and Central America.

An extensive range of measurement and test equipment is available for quality control and continuous optimization of the thermometers, thermowells and transmitters. For example, microscopy, endoscopy and X-ray are used for optical testing of the quality of welded and soldered joints. The material and machining quality is verified by means of dye penetration testing, ultrasonic testing, helium leak testing, pressure endurance testing, insulation and vibration testing, along with a range of material testing techniques that are also non-destructive.

Of course, the response times of the inserts with and without a thermowell are determined in flowing water in an appropriate test facility in accordance with VDI/VDE 3522 or IEC EN 60751.

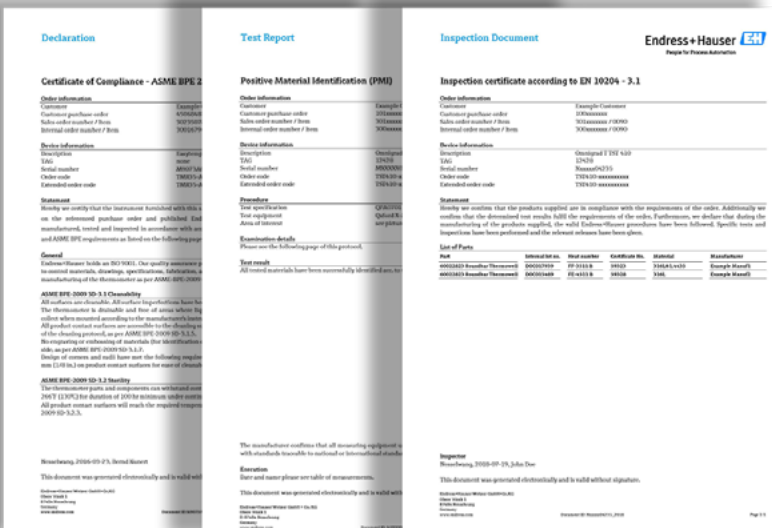
Using high-precision x-ray equipment, the tiniest details measuring up to 1  $\mu\text{m}$  can be detected in thermometers without having to open or destroy them.

# Calibration and approvals



With their know-how and excellent equipment (high stable temperature baths and furnaces, fixed point cells, precision thermometers) the accredited calibration laboratories realize calibration of thermometers to the lowest possible measurement uncertainty and traceable to national standards and the ITS90 international temperature scale:

- Fixed point calibration at the water triple point cell (0.01 °C) and the ice point (0.0 °C / 32 °F) with a measurement uncertainty of < 5 mK and at the nitrogen fixed point of 196 °C (384.8 °F).
- Comparison calibration of resistance thermometers and thermocouples with precision thermometers from -80 to +400 °C (-112 to +752 °F) in very homogenous and stable calibration baths (measurement uncertainty 20 to 100 mK) and up to 1500 °C (2732 °F) in calibration furnaces with a measurement uncertainty of ≤ 500 mK.
- High precision resistance measurements (1 ppm accuracy) and thermo voltage measurements (sub-µV accuracy).
- Sensortransmitter matching for additional reduction of the thermometer measurement uncertainty.



## Certificates issued:

- Detailed works or Accredia-/DAkkS calibration certificates with measurement results according to ISO 17025, calibrating uncertainties according to GUM or DIN V ENV 13005 and identification curve approximations like Callendar van Dusen coefficients
- Testimonials in accordance with paragraph 3.1 EN 10204 regarding material compositions (if necessary with smelt composition), surface roughness and ferrite content

## Netilion – the multi-brand ecosystem

Netilion is a cloud-based IIoT ecosystem, designed for industrial processes. It connects the physical and digital worlds to send valuable information from the field straight to your phone, tablet or other devices. Netilion empowers you to improve efficiency and drive innovation.



### Multi-brand ecosystem

You have equipment from various vendors in your installation. An IIoT solution should provide data from as many assets as possible, and Netilion can do that. This multi-brand ecosystem brings transparency into a plant regardless of device type or manufacturer.

### Security and privacy

Your facility's information is valuable and needs protection. Netilion allows users to access data digitally because it meets internationally recognized standards of cloud-platform security. It's a safe harbor for your data.

### Decentralized processes monitored efficiently

- Reduction of routine checkup tours through comprehensive visualization of essential process variables, e.g. flow quantities, limit values, levels, temperature, pressure or physicochemical quality parameters
- Low operating costs through fast reaction in case of failure

### Legal compliance thanks to automation

- Continuous measurement of quantitative and qualitative parameters
- Generation of legally compliant documentation thanks to integrated reporting systems

### Data access around the clock

- Complete data access independent of time and place
- Numerous options to analyze and visualize ratios, amounts, thresholds, time series and trends, as well as balances
- Everything at a glance thanks to the web-based visualization of networks with optimized depiction for highly diverse terminal devices



More about Netilion:

[www.netilion.endress.com](http://www.netilion.endress.com)



**5. Data fusion and analysis**

Algorithms for leakage detection, verification, forecasts, etc.




**4. Data management and visualization**

Monitoring of networks and decentralized infrastructures



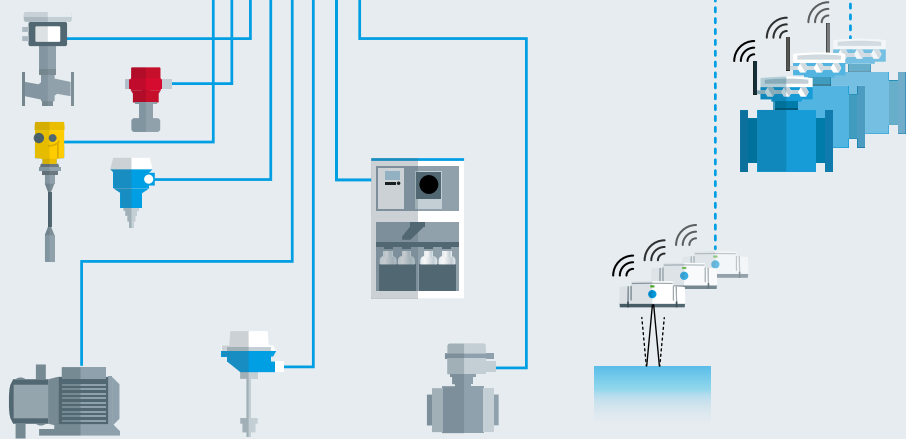
**3. Data collection and transmission**

Flexible edge connectivity solutions




**2. Data collection and control**

Smart field devices and sensors (flow, analysis, pressure, level, temperature, etc.)



**1. Physical world**

Infrastructure (pipes, pumps, valves, etc.)



# Planning, commissioning and maintenance tools

Temperature measurement technology is the oldest measuring principle with an correspondingly long history. Over the years more than 50 important standards to be observed by process industries have established themselves worldwide. Through these standards the individual components of a temperature measurement point such as the measurement insert, thermowell, terminal head, transmitter etc. are easily defined. With modern software tools it is possible today to manage the complexity and easily design the suitable thermometer for the right application.



## CONFIGURATION

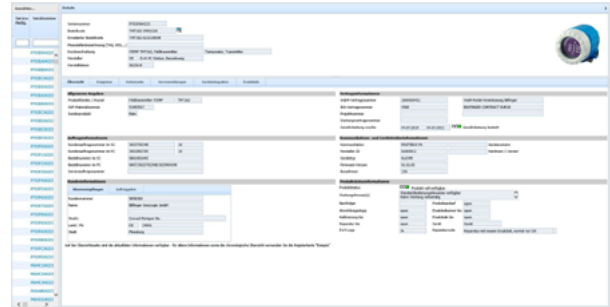
### Configurator

When configuring a measurement point numerous standards and guidelines must be taken into account. This software supports the necessary detailed engineering:

- Avoids time consuming catalog research.
- Automatically delivers the correct order code.
- Increases the engineering productivity.

The Endress+Hauser Configurator enables the customization of our measuring instruments. Which material can be used for which instrument? Or which flanges are available? The Configurator can configure the product just according to the needs of the customer. And it ensures that the configured product is producible.

At the function and option level, we offer moreover drop-down options in our customers' configurator to support the configuration of the products with additional information.



## PRODUCTION

### Common Equipment Record

When ordering a thermometer the result of the engineering is submitted to Endress+Hauser in form of an order structure. The associated data is not lost but is saved electronically as a birth certificate at the production of the thermometer. This database is called the "Common Equipment Record" and in turn is available to the customer for the complete life cycle of the thermometer.

This function is part of the Web supported Asset Management (W@M) software from Endress+Hauser. The customer can load all data to the device from the Internet and therefore optimize his own asset management. This is becoming more and more important in the process industries because, by optimizing supplies, considerable cost savings can be made in the life cycle of a production plant.

Therefore, in addition to the order details, the thermometer serial number and, if required, a measurement point identifier (TAG), calibration details and test certificates can be placed into the "Common Equipment Record". Since the customer can access all this data during operation:

- Access to information on the measurement point is easy.
- Spare parts are quickly found during the operation phase.
- Down time is minimized.



## SET-UP

### FieldCare and DeviceCare

For the operation and maintenance of field devices completely new prospects open up for the use of globally standardized "Field Device Technology" (FDT). With the assistance of "Device Type Managers" (DTM):

- all commonly used field devices,
- independent from manufacturer,
- can be set up using an operating software.

The software FieldCare and DeviceCare is used for these worldwide FDT/DTM standards and therefore simplifies the parameter setting of thermometers and field devices.


### Basis functions are:

- Maintenance of the connection to the field devices (point to point or per fieldbus systems)
- Easily read display of all device parameters
- Configuration of measurement devices (online and offline)
- Documentation of configuration and measurement point data (also in PDF format)
- Archiving and storage of device data as files (up-/download)
- Device status display for fast fault diagnosis

Furthermore FieldCare offers extended functions which support the asset management of the customer. There is an automatic interface to W@M and the birth certificate of the field device. All data from the engineering phase is therefore passed on electronically via "Common Equipment Record" up to the device commissioning. This not only saves time but also avoids faults caused by mix-up.

**i** Bluetooth® is a trademark of Bluetooth® SIG, Inc. Profibus is a registered trademark of the PROFIBUS User Organization. HART is a registered trademark of the HART Communication Foundation. FOUNDATION Fieldbus is a registered trademark of the Fieldbus FOUNDATION. All other trademarks are the property of their respective owners. All other copyrights are the property of their respective owners.



 **Further information**

- Calibration of thermometers CP00004R
- Temperature engineered solutions CP00003
- System products and data managers FA00016K/09
- Tailor-made field instrumentation, solutions and services FI00001Z
- Next Level Hygienic PU01305T

 See as download under:  
[www.endress.com/download](http://www.endress.com/download)



Have you found “Your” device?  
We would be pleased to send you further detailed Technical Information.

[www.addresses.endress.com](http://www.addresses.endress.com)