



M-SERIES MVE SOFT STARTER

The power of
medium voltage
soft starting

AuCom
MOTOR CONTROL SPECIALISTS

RIGHT FROM
THE START

M-Series MVE

IEC STYLE SOFT STARTER PANELS

AuCom's M-Series MVE medium voltage soft starters are an integrated solution for motor control and protection. MVE starters combine advanced soft start and soft stop functionality with extensive motor and system protection, plus a user-friendly interface and complete commissioning diagnostics.



M-SERIES PANEL SPECIFICATIONS

- Rated voltage: 3.6 kV - 12 kV
- Rated busbar current: up to 630 A
- Rated short time withstand current / peak: up to 31.5 kA for 1 seconds / up to 82 kA
- Partition classification: PI
- Loss of service continuity: LSC1 / LSC2
- IP4X protection rating (IP54 optional)
- Altitude : < 1000 m (higher with derating)
- Ambient temperature: -10 °C to 60 °C (above 50 °C with derating)
- Colour painting: RAL7032 (other colours optional)

A world of experience

The MVE soft starter is the latest iteration of AuCom's industry tested medium voltage soft start platform.

By integrating motor protection with soft start and soft stop control, the M-Series MVE provides a simple and cost effective solution for most major applications.

	Water / Wastewater	Power generation	Pulp / Paper	Chemical / Petrochemical	Mining	Cement / Stone	Wood processing	Building technology	Marine / Off shore	Industry / Production
Pump	■	■	■	■				■	■	■
Fan/Blower/Aerator	■	■		■	■	■		■		■
Compressor		■		■				■	■	■
Chiller				■				■	■	■
Refiner			■				■			
Extruder				■						
Centrifuge				■						■
Mill crusher		■			■	■				
Hacker			■				■			
Conveyor		■			■	■				■
Roller		■								■
Rotating converter		■						■	■	■
Bow thruster									■	
Main propulsion									■	




Powerful and reliable

Every application is different, and selecting the right starter for the job can sometimes seem like a daunting task. Variables such as altitude, ambient temperature, load and starts per hour all affect selection of the ideal motor starting solution. At AuCom, we employ sophisticated engineering tools to help you select the right MVE starter for your site conditions. No matter the application, you can trust our team of experienced motor control professionals to get your motor running smoothly.

A design based on standard components reduces the need for spare parts and simplifies support

Ultra-compact form factor supports vertical or horizontal integration of power electronics, saving valuable space



Individually removable phase arm design allows for simple installation, service or replacement

Conformal coating on PCBs for protection in environments up to pollution degree 3

Shorter lead times owing to a design that lends itself to more automated manufacturing processes

TECHNICAL DATA

Motor voltage:	2.3 - 13.8 kV (maximum 11 kV in M-Series panel)
Control voltages:	85 - 264 VAC or 90 - 350 VDC
Frequency:	45/66 Hz (autotrigger)
Starter current:	70 A - 1700 A (maximum 540 A in M-Series Panel)
Starting time (max):	1 second - 30 seconds (180 seconds)
Ambient temp. (max):	-10 °C to 60 °C (above 50 °C with derating)
Maximum altitude:	1000 m (higher with derating)
IP rating (power assembly):	IP00
IP rating (controller):	IP54 / NEMA12
CT type:	Standard MV CTs (adjustable ratio)
VT type:	EPT type
MV/LV isolation:	100% fibre optic connection
Digital input:	3 fixed (start, stop, reset), 2 programmable (A, B)
Relay output:	4 fixed, 3 programmable (A, B, C)
Analog output:	1 analog output
Communications I/O:	Modbus RTU, Modbus TCP, Profibus, Profinet, DeviceNet, Ethernet/IP, USB

Rely on MVE

Feature	Benefit
Quick Application Setup	Easy commissioning
Multi-language Graphical Display	Ease of use and communication
Dual Motor Set	Allows for two different starting and stopping motor data sets
Starting and Stopping Options	A range of starting methods including current based torque control make the MVE soft starter suitable for all applications
Simulation Mode	Fast and easy testing during installation and commissioning without the need for a mains supply or motor
Real-time Performance Graph	Real-time graphs of motor performance and current quickly and clearly illustrate how your motor is performing
Diagnostic Tool	Recorded waveforms can help diagnose conditions interfering with operation
LV/MV Isolation via IBT Technology	AuCom IBT Interface Board Technology isolates the core starter control system and HMI from the MV power section, creating a safer work environment
LV Motor Test	Conduct factory testing without the need for a medium voltage motor or supply
Secondary Injection Testing	Allows full testing of motor protections via an external system such as Omicron
Complete Motor Protection	A wide range of protection features including ground fault protection ensure that your equipment can operate safely even in the most demanding environments
DOL+ Mode	Protects your motor even while operating in bypass mode
Advanced Thermal Modelling	Intelligent thermal modelling allows the soft starter to dynamically calculate motor temperature and determine whether the motor can start successfully

Take control from the start

Medium voltage installations are complex enough without making the starter hard to use as well. MVE is packed with features designed to make your life easier, including real-language feedback messages, so you don't have to look up codes to know what's happening.

Built-in monitoring and indicators, and extensive on-board input and output functionality reduce the need for space and avoid the cost of auxiliary equipment, while simplifying installation. Real-time graphs of motor operating performance and current quickly and clearly illustrate exactly how your motor is performing. No fuss, no trouble - a smoother start in every sense.

The MVE controller features simple, plain language feedback on the soft starter's operation and events — no need for trip code look-ups.

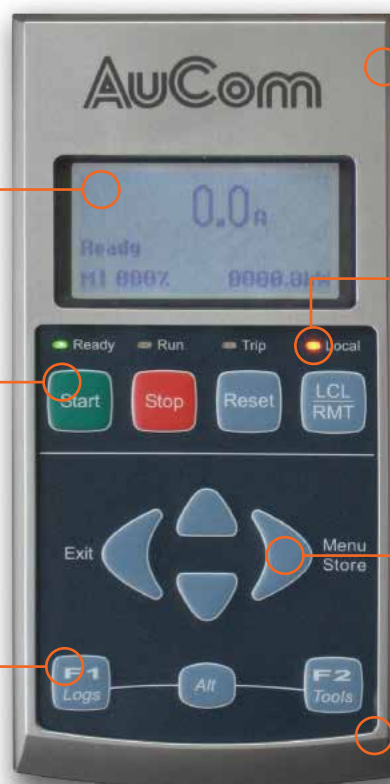
METERING FUNCTIONALITY:

- Motor current
- Motor voltage
- Mains frequency
- Motor pf
- Motor kW
- Motor HP
- Motor temperature
- kWh
- Hours run
- Real-time graphs

Clear, easy to read, programmable screen

Start, stop, reset, local/remote push buttons

Shortcut buttons for quick access to common tasks



Multilingual controller with a choice of eight languages

Status LEDs for immediate feedback

Intuitive interface and menu structure for easy setup, with multi-level password protection

IP54 keypad mounted on cabinet exterior

Protection functionality

Description	Built-in Protection	Eq. ANSI Code
Maximum start time	Excess start time	48
Too many starts	Restart delay and dynamic thermal model	66
Undercurrent	Undercurrent	37
Overcurrent - jam (Locked rotor, load increase)	Instantaneous/time-delay overcurrent	50/51/51R
Overcurrent - short (short circuit)	Instantaneous/time-delay overcurrent (stage 2)	50/51
Checking or Interlocking relay	Shorted SCR	3
Thermal overload	Thermal overload - dynamic model	49/51
Current imbalance	Current imbalance	46
Undervoltage	Undervoltage	27
Overvoltage	Overvoltage	59
Phase loss	Phase loss	47
Phase sequence	Phase sequence	47
Power loss	Power loss	32
Ground fault	Ground fault	50G
Mains frequency	Frequency check, frequency variation	81
External communications failure	Communications failure	85
Internal communications failure	Internal failure	85
Ext. fault 1/code - 1	Auxiliary trip A	94/95
Ext. fault 2/code - 2	Auxiliary trip B	94/95
Motor overtemperature	Thermistor protection*	23
Stator winding overtemperature	Thermistor protection*	49

* RTD Relay is an optional extra.



Knowledge is power

We don't just get you started – we're committed to keeping you running smoothly too. Our dedicated diagnostic tools simplify support and maintenance.

DIAGNOSTICS

The MV Diagnostic Board is a data acquisition and recording board that is provided as standard with all AuCom MV products.

The MV Diagnostic Board records waveforms that can help diagnose problems with the starter's installation or operation, including:

- Excessive supply impedance (voltage sag and SCR conduction angle)
- Generator set frequency stability at on/off load transitions
- Disconnection of non-conduction fibre optic connections
- A shorted SCR or welded bypass (can be isolated to individual phases)
- Presence or absence of an MV supply
- Supply quality issues (harmonics)
- Gate drive failures



MV Diagnostic Board

DETAILED EVENT LOG


The 99-place event log records time-stamped details of operation and performance, making it easier than ever to track how your motor is performing.

An eight position trip log records trip states and operating conditions at the time of trip, including:

- Phase currents and voltages
- Mains frequency
- Starter state
- Time & date

AUCOM TECHNICAL DATASHEET

Our medium voltage soft start specialists use advanced proprietary tools to specify the ideal AuCom medium voltage solution for your application. We provide a detailed technical datasheet including calculations for motor starting, heat dissipation, supply capacity, transformer & cable voltage drops, and selection of fuses and power factor correction.

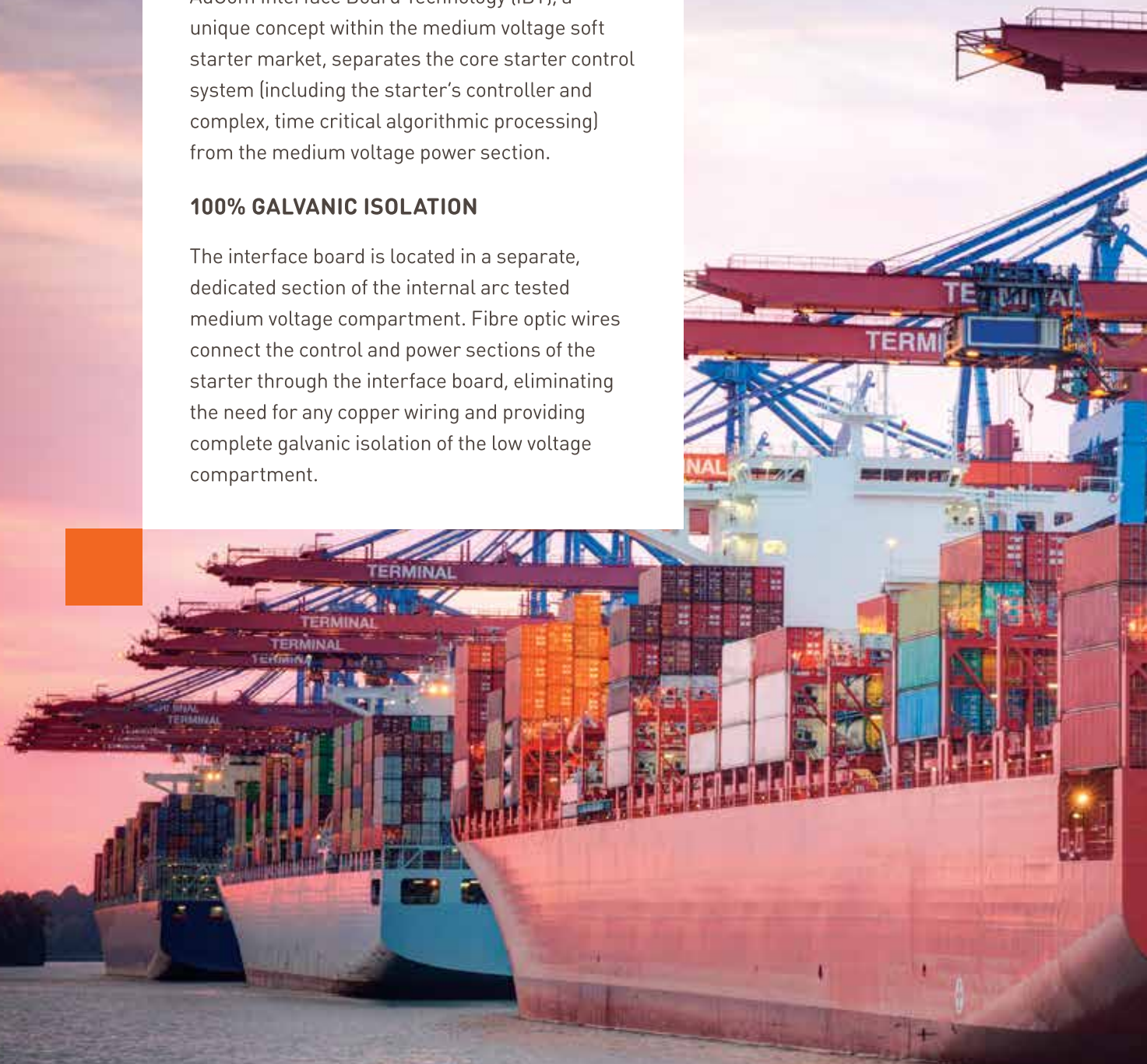


Even safer with IBT technology

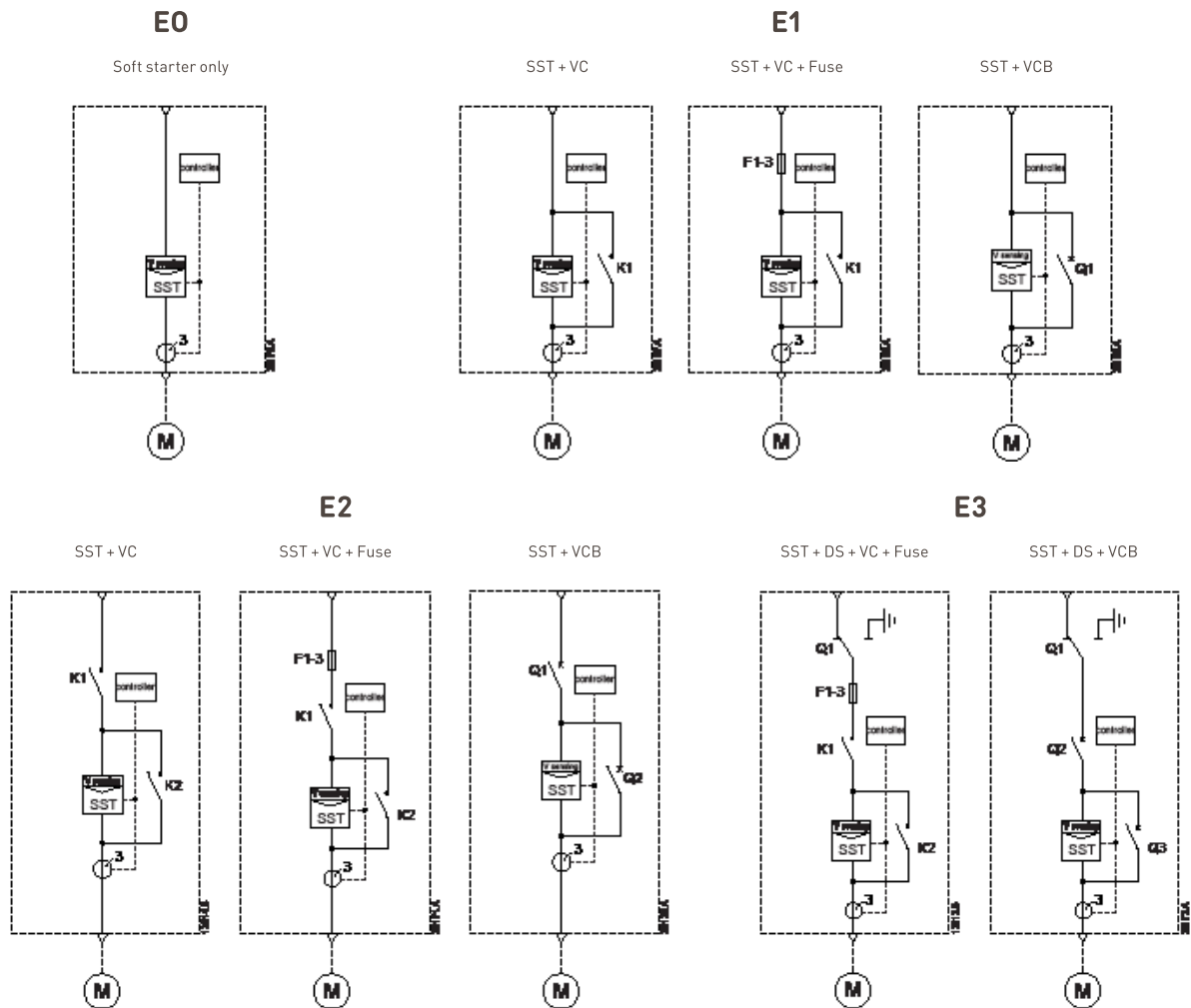
AuCom Interface Board Technology (IBT), a unique concept within the medium voltage soft starter market, separates the core starter control system (including the starter's controller and complex, time critical algorithmic processing) from the medium voltage power section.

100% GALVANIC ISOLATION

The interface board is located in a separate, dedicated section of the internal arc tested medium voltage compartment. Fibre optic wires connect the control and power sections of the starter through the interface board, eliminating the need for any copper wiring and providing complete galvanic isolation of the low voltage compartment.



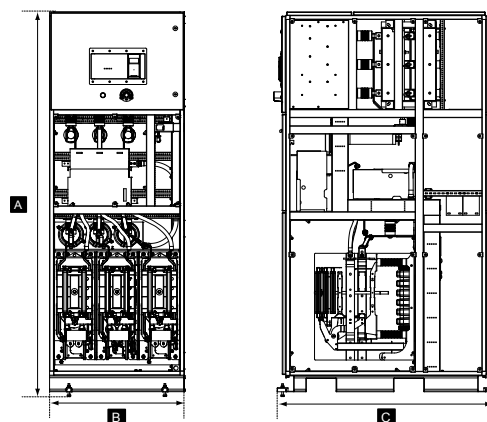
Panel configurations and dimensions



LEGEND

Controller		Controller
F		MV Fuses
MVE		MVE soft starter with voltage sensing
K		Vacuum contactor
Q		Vacuum circuit breaker
Q		Disconnecting switch
		3 current transformer
L		Inrush current limiter
C		Capacitors

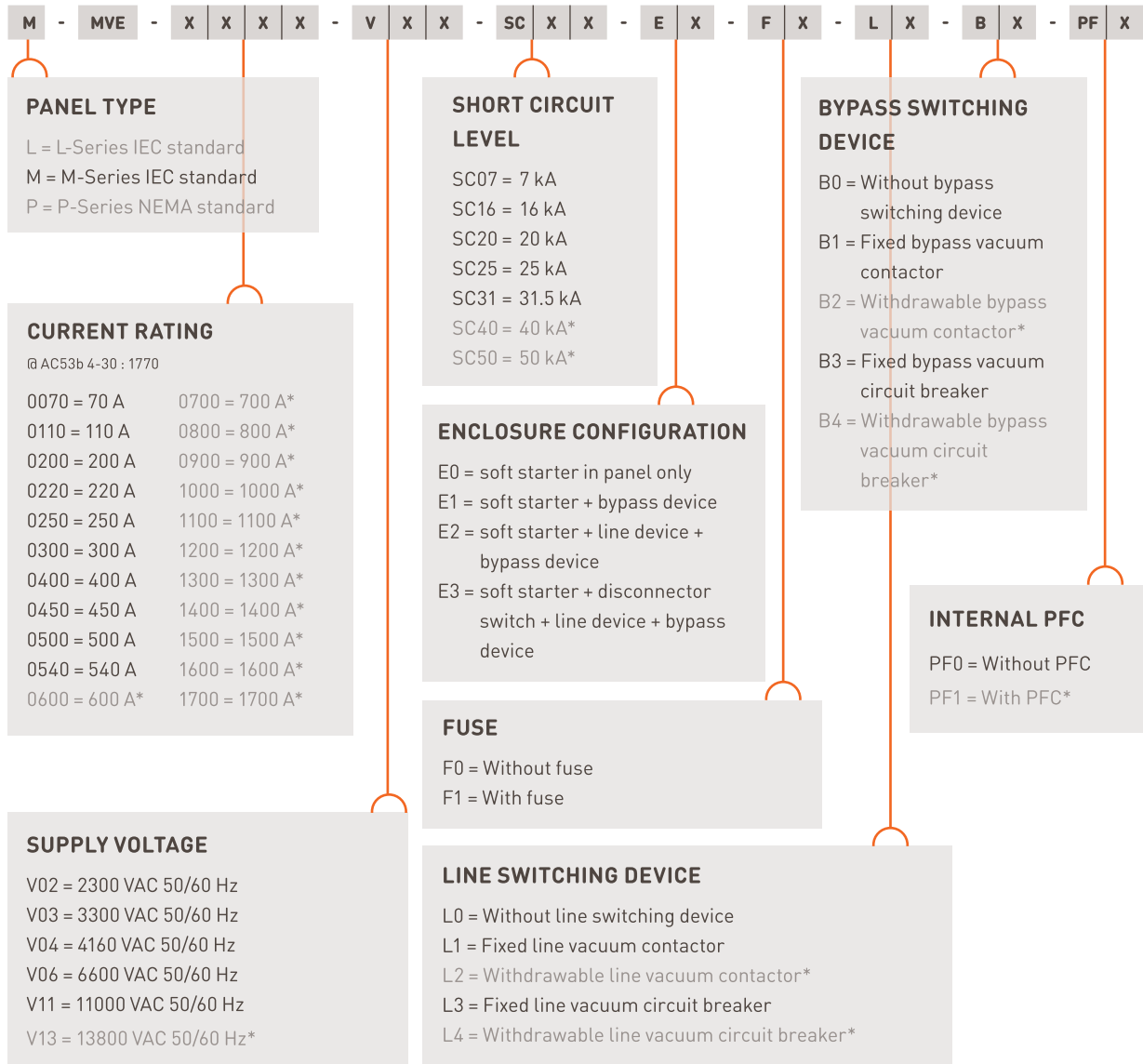
DIMENSIONS



Model	Height (A) (mm) [max]	Width (B) (mm)	Depth (C) (mm)	
			E1/E2	E3
M-MVE-XXXX-V02-06	2320 [2350]	800	1200	1400
M-MVE-XXXX-V11	2200 [2233]	1150	1400	N/A

A solution for any application

* Marked options not applicable in M-Series panel type. Refer to L-Series or P-Series.



Other solutions

AuCom offers a complete range of soft starters. Whether you need a simple product for starting only, or a comprehensive motor control package, you can trust AuCom to offer a product to match.

	Soft Start	Motor Protection	Current Range	Voltage Range
CSXi	•	•	≤ 200 A	≤ 575 VAC
EMX3	•	•	≤ 2400 A	≤ 690 VAC
EMX4	•	•	≤ 870 A	≤ 690 VAC
MVX	•	•	≤ 450 A	≤ 12 kV

The soft start specialists

At AuCom our focus is exclusively on soft starters. We provide a range of industry leading products utilising the latest technology.

A dedicated medium voltage laboratory with full manufacturing and on-site testing facility provides selectable voltage sources from 2.3 kV to 13.8 kV, pump load, electronically controlled test load and synchronous motor testing capabilities.

TESTING AND VERIFICATION

Our comprehensive MV testing routine is designed to guarantee that our products are safe and reliable. This process involves:

- Functional testing of each individual phase arm
- Functional testing of each 3 phase arm block
- Dielectric testing to ensure safety
- Full testing of all logic controls
- A full operational test

We also offer factory acceptance testing (FAT) and third party test audits on request.

THE PROOF IS IN THE POWER UP

All AuCom MV starters run a motor at rated voltage before they leave the factory so we're sure that you're getting the performance we promised.

FULL TRACEABILITY

Automated testing routines verify operational performance and record results so that all necessary information is readily available in the rare event that things don't go as planned.

THIRD PARTY CALIBRATION

Third party calibration professionals carry out regular calibration of all our equipment including test and measurement fixtures.



We have high standards

AuCom is accredited to ISO9001:2000, with all products designed and tested to international standards. All of our products are thoroughly tested in certified facilities and in the field before release, and every soft starter is tested before leaving the factory.

The AuCom MVE soft starter is designed and manufactured to the following standards:

EN 50178:1998	Electronic equipment for use in power installation
GB3906	AC metal enclosed switchgear (China)
IEC 60071-1	Insulation coordination - Part 1: Definitions, principles and rules
IEC 60071-2	Insulation coordination - Part 2: Application guide
IEC 60270	High voltage test techniques - Partial discharge measurements
IEC 60282-1	High voltage fuses - Part 1: Current-limiting fuses
IEC 60529	Degrees of protection provided by enclosures (IP Rating and Tests)
IEC 61000-6-2	Electromagnetic compatibility (EMC) - Part 6-2: Generic standards - Immunity for industrial environments
IEC 61000-6-4	Electromagnetic compatibility (EMC) - Part 6-2: Generic standards - Emission standard for industrial environments
IEC 62271-1	High-voltage switchgear and control gear - Part 1: Common specifications
IEC 62271-100	High-voltage switchgear and control gear - Part 100: High-voltage alternating-current circuit breakers
IEC 62271-102	High-voltage switchgear and control gear - Part 102: Alternating current disconnectors and earthing switches
IEC 62271-105	High-voltage switchgear and control gear - Part 105: Alternating current switch-fuse combinations
IEC 62271-106	Alternating current contactors, contactor-based controllers and motor-starters
IEC 62271-200	High-voltage switchgear and control gear - Part 200: AC metal-enclosed switchgear and control gear for rated voltages above 1kV and up to and including 52 kV

The future starts with AuCom

We develop motor control products for industrial applications across the world. Our focus on research and development, as well as manufacturing, supply and support, ensures that when you choose to work with AuCom, you're working with a global leader. Almost 40 years of experience added to our expertise and ability means you can rely on us to get it right from the start.

OUR APPROACH

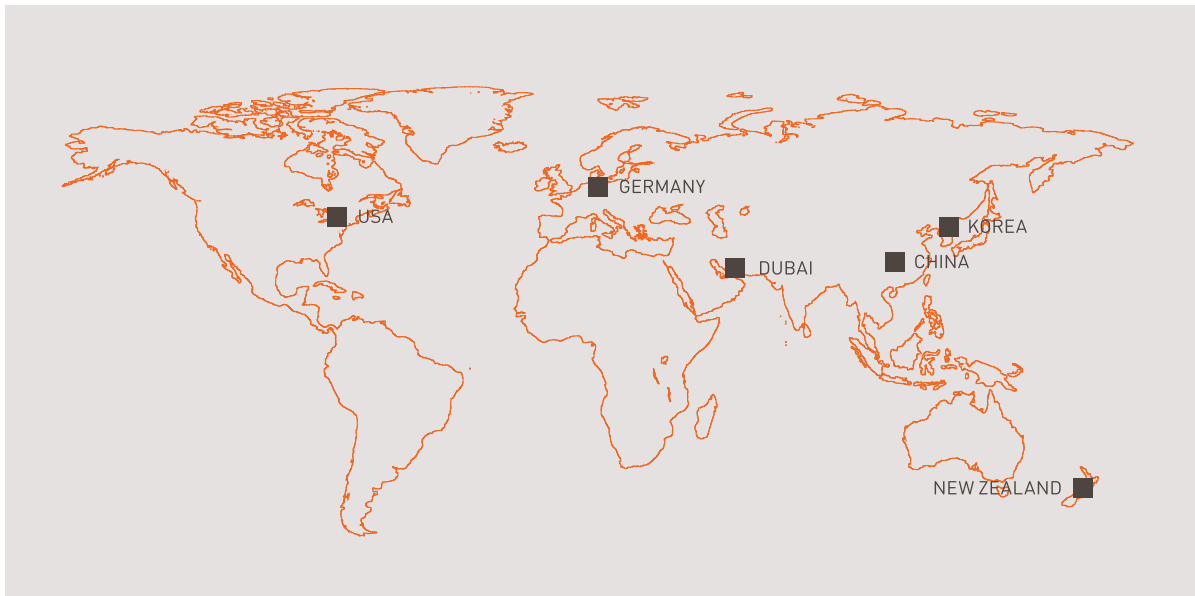
We start with a challenge or application, working with you to define and develop a solution that's not only fit for purpose today, but fully supported into tomorrow.

OUR PARTNERS

We choose partners that are experts, not only in soft start and motor control, but in understanding the needs of their industry. We work closely with our partners to ensure customers receive only the best support and advice.

OUR PEOPLE

The power behind our success doesn't rely on our innovative products alone. Our people play a pivotal role. That's why, with AuCom, it's always personal. Combining dedication and experience with ability and passion, we don't just listen more closely, we draw on the breadth of our expertise to better understand your unique requirements and offer real solutions and ongoing support.





We've got you covered

AuCom's expertise and knowledge extends well beyond the products we make. We're about helping you achieve efficient and effective control of your machines and processes no matter what the industry or application.



New Zealand

123 Wrights Road, PO Box 80208, Christchurch 8440, New Zealand
T +64 3 338 8280 F +64 3 338 8104

China

203-1 JH Plaza, 2008 Huqingping Road, Shanghai 201702, China
T +86 21 5877 5178 F +86 21 5877 6378

Germany

Borsigstraße 6, 48324 Sendenhorst, Germany
T +49 2526 938800 F +49 2526 93880 100

Korea

501, Teheran-ro, Gangnam-gu, Seoul, South Korea
T +82 2 6673 3429

Middle East

Al Thanyah Fifth, Mazaya Business Avenue BB2, PO Box 338420
Jumeirah Lakes Towers, Dubai, UAE
T +971 4 430 7203

North America

Benshaw Inc,
615 Alpha Drive, Pittsburgh, PA 15238, USA
T +1 412 968 0100 F +1 412 968 5415

For more information and your local contact visit www.aucom.com

AuCom
MOTOR CONTROL SPECIALISTS

**RIGHT FROM
THE START**