



Product brochure

Cyberex[®] Cyberwave DC Charger

Digital microprocessor controlled
float battery charger
Three phase 25A – 1000A

Cyberex® Cyberwave DC Charger

Cyberwave DC Charger

Microprocessor controlled float battery charger

Constant potential DC power supplies for:

- Floating & charging stationary batteries
- Power for industrial loads

Combining the performance and accuracy of a microprocessor with the reliability of SCR power conversion technology makes the DC Charger the standard in stationary chargers. Easy to install, operate and maintain. The DC Charger is packed with the most standard features and best warranty in the industry.

Applications include

- Power generation
- Substations
- Microwave relay sites
- Switchgear
- Emergency DC power
- DC operated breakers
- Alarm systems
- Uninterruptible power systems
- DC control systems and signal systems



Design features

Modular construction

- Rectifier, microprocessor control, input/output, power transformer, filter and alarm assemblies are all modular and easily replaceable.

Thirty-year life

- All chargers are engineered for greater than 30-year life with a MTBF of 100,000 hours.

Trouble diagnosis: less than 60 minutes

- Trouble diagnosis and repair in an MTTR of less than 60 minutes.
- All service can be performed from front of opened unit without disturbing chassis or installed conduit.

Flexible installation

- All chargers can be floor mounted.
- Chargers in style-5018 enclosure can be wall or rack mounted.

Fast, online adjustment

- Control, alarm and operating level set points are adjusted digitally from the front panel while on line, without the need to vary loads or external conditions.

Engineered for safety and acceptance

- The battery charger is designed and tested for worldwide applications.
 - Meets NEMA 5-1996, PE 5-1997 (R2003) specification
 - NEMA-1/IP20 type standard enclosure
- Third party agency approvals:
 - CSA C22.2 compliant (up to and including 400A)
 - NRTL/C • UL1012/UL1564 compliant
 - Seismic qualified (5018/5030 cabinets styles only)



Digital three phase

Standard features

- 5-year product warranty
- Universal main control board operates in any of our DC Charger digital chargers
- 1% digital LED meter for VDC, Adc, timer hours and alarm settings
- AC on indicating light
- AC input and DC output circuit breakers
- Float/equalize selector switch with indicating light
- Manual equalize timer (0–255 hr.) with indicating light
- AC line failure automatic equalize timer (0–255 hr.) with indicating light
- Self-diagnostics
- Local or remote voltage sense with redundancy to protect against remote sense failure
- High DC voltage shutdown (HVSD)
- Reverse polarity protection via free wheeling diodes
- Front panel controls can be disabled for security
- Input and output MOV surge suppressors
- CU-AL I/O compression lugs
- Switchboard wire, UL VW-1
- Membrane front panel
- Enclosure pre-treated using a 5-stage iron phosphate process with baked epoxy powder coating in ANSI 61 gray
- Alarm assembly with local LEDs and summary relay contact for AC failure, DC failure, high VDC, low VDC, positive and negative ground fault
- A redundant analog circuit for LVDC alarm, independent of the microprocessor
- 6 pulse rectification
- Forced load share during parallel operation
- Redundant control loops for higher reliability
- Custom parts data package and production test data reports shipped with each unit
- User-friendly operating manual with standard drawings
- Quick setup sheet

Options and accessories

- DC output filter per NEMA PE5-1996, standard and battery eliminator
- AC Input/DC output fuses
- Medium or high AIC circuit breakers
- AC Input lightning arrestor
- Fungus proofing (tropicalization)
- Static proofing
- NEMA type 2 drip shield
- Battery temperature compensation
- Rack mounting (style-5018 only)
- Mechanical lock for front door
- Cabinet heater assembly
- NEMA 4/12 type enclosure with fan
- Auxiliary alarm relay board
- Copper ground bus
- Wall mounting (style-5018 only)
- Communications module for DNP3 level 2 or modbus protocols
- Forced load share cable
- Analog AC ammeter
- Analog AC voltmeter
- Zero-center ground detection meter
- Custom paint
- Barrier type alarm terminal block
- Fan control contactor
- End of discharge alarm
- Battery discharge alarm
- Custom drawing package with optional CAD and PDF files
- ABS certification upon request
- CE marking upon request

Mimic display



Critical adjustments can be disabled for tamper proof operation.

Product specifications

AC input

Voltage	208, 240, 480 or 550–600VAC 60Hz 220, 380, or 416VAC 50/60Hz
Input voltage tolerance	+10%, –12%
Input frequency tolerance	± 5%
Power factor	0.80 typical full load
Efficiency	85–90% typical for 130VDC at 50–100% load

DC output

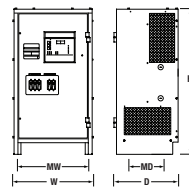
Voltage ratings	12, 24, 48, or 130VDC nominal
Current ratings	25, 30, 40, 50, 75, 100, 125, 150, 200, 250, 300, 400, 500, 600, 800, 1000 (ADC)
Continuous ratings	110% rated current at maximum equalized voltage at 50°C
Voltage regulation	± 0.25% for line, load, frequency and temperature variations
Electrical noise	32dBrc
Ripple 12/24/48VDC:	<ul style="list-style-type: none"> – Unfiltered on battery 1% Vrms – Filtered on battery 30mVrms – Filtered off battery 1% Vrms – Battery eliminator 30mVrms
130VDC:	<ul style="list-style-type: none"> – Unfiltered on battery 2% Vrms – Filtered on battery 100mVrms – Filtered off battery 2% Vrms – Battery eliminator 100mVrms
Surge withstand capability	Meets IEEE-472, ANSI C37.90a

Environmental

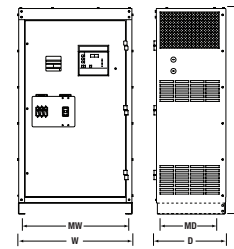
Operating ambient	0°F to 122°F (-18°C to 50°C) temperature without derating
Operating altitude	10,000 feet (3,000 meters) above sea level without derating
Relative humidity	0% to 95% (without condensation)
Audible noise	Less than 65dBA at any point 5ft (1.5m) from any vertical surface of enclosure

Enclosure dimensions

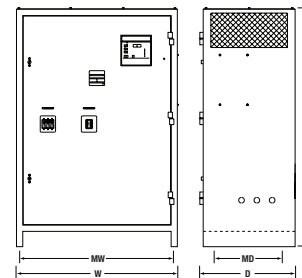
Cabinet style	5018	5030	163	198
Overall dimensions/inch (mm)				
H	37.95 (964)	54.25 (1378)	62.00 (1575)	80.00 (2032)
W	20.91 (531)	30.00 (762)	42.00 (1067)	58.00 (1473)
D	16.77 (426)	19.14 (486)	24.00 (610)	30.00 (762)
Mounting dimensions/inch (mm)				
MW	18.50 (470)	27.90 (710)	40.00 (1016)	52.00 (1321)
MD	13.24 (337)	15.00 (381)	18.00 (457)	18.00 (457)



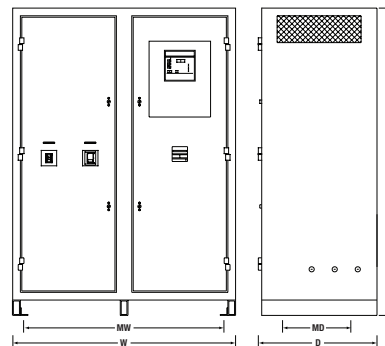
Style-5018



Style-5030



Style-163



Style-198

For more information please contact:

Thomas & Betts Power Solutions, LLC
A Member of the ABB Group

Power Protection

5900 Eastport Boulevard
Richmond, VA 23231-4453 USA
Tel: +1 800 CYBEREX (292 3739)
Fax: +1 804 236 4047

www.tnbpowersolutions.com/cyberex
www.abb.com/ups